



KEMENTERIAN PENDIDIKAN MALAYSIA




ENGLISH

FOR SKILLS DEVELOPMENT STREAM

FORM

5





RUKUN NEGARA

Bahawasanya Negara Kita Malaysia
mendukung cita-cita hendak;

Mencapai perpaduan yang lebih erat dalam kalangan
seluruh masyarakatnya;

Memelihara satu cara hidup demokrasi;

Mencipta satu masyarakat yang adil di mana kemakmuran negara
akan dapat dinikmati bersama secara adil dan saksama;

Menjamin satu cara yang liberal terhadap
tradisi-tradisi kebudayaannya yang kaya dan pelbagai corak;

Membina satu masyarakat progresif yang akan menggunakan
sains dan teknologi moden;

MAKA KAMI, rakyat Malaysia,
berikrar akan menumpukan
seluruh tenaga dan usaha kami untuk mencapai cita-cita tersebut
berdasarkan prinsip-prinsip yang berikut:

**KEPERCAYAAN KEPADA TUHAN
KESETIAAN KEPADA RAJA DAN NEGARA
KELUHURAN PERLEMBAGAAN
KEDAULATAN UNDANG-UNDANG
KESOPANAN DAN KESUSILAAN**

(Sumber: Jabatan Penerangan, Kementerian Komunikasi dan Multimedia Malaysia)

MATA PELAJARAN ALIRAN KEMAHIRAN

ENGLISH

FOR SKILLS DEVELOPMENT STREAM

FORM 5

WRITERS

**MALAR ARASI A/P SUNDARAM
NARISHA BINTI MOHD. SALIM**

EDITOR

NURUL AIN BINTI ABAS

DESIGNER

WAN AHMAD FIRDAUS BIN WAN ABDULLAH

ILLUSTRATOR

MOHAMMAD NUR SUFFIAN BIN ABDULLAH ZAUAI

MULTIMEDIA

HUSNI BIN ZAKARIA

 **aras mega (m) sdn bhd**
(164242-W)

2020

Dictionary



KEMENTERIAN PENDIDIKAN MALAYSIA

Serial No: 0100

KPM2020 ISBN 978-967-2448-86-0

First Printing 2020
© Ministry of Education Malaysia 2020

All rights reserved. No part of this publication may be reproduced, stored in any retrievable system, or transmitted in any form or by any means, electronic, mechanical, photocopying, recording or otherwise without prior permission from the Director General of Education, Ministry of Education Malaysia. Negotiation is subject to the calculation of royalty or honorarium.

Published for
Ministry of Education Malaysia by:
Aras Mega (M) Sdn. Bhd. (164242 – W)
No. 18 & 20, Jalan Damai 2,
Taman Desa Damai, Sungai Merab,
43000 Kajang, Selangor Darul Ehsan.
Tel: 03-8925 8975
Fax: 03-8925 8985
Website: www.arasmega.com
Email: amsb@arasmega.com

Designed and typeset by:
Aras Mega (M) Sdn. Bhd.
Font type: Roman
Font size: 11 point

Printed by:
Mudah Urus Enterprise
No. 143, Jalan KIP 8,
Taman Perindustrian KIP,
Bandar Sri Damansara,
52200 Kuala Lumpur.

ACKNOWLEDGEMENT

The publisher and the authors would like to thank the following organisations and individuals for their invaluable assistance and cooperation in the preparation of this book:

- Officers of the Educational Resources and Technology Division, Ministry of Education Malaysia.
- Officers of the Curriculum Development Division, Ministry of Education Malaysia.
- Quality Control Committee of Aras Mega (M) Sdn. Bhd.
- The editorial team for their research and editing work.
- The production team, especially illustrators and designers, for their creative input and graphics.

Every effort has been made to trace the ownership of copyright materials. Any information that enables the publisher to rectify any error or omission in subsequent reprints is welcomed.

CONTENTS

Introduction	iv
21 st Century Skills	v
Content Map	vi-xi
Inventory of Icons	xii
i-Think Maps	xiv
UNIT 1 • COLOURFUL MALAYSIA	2
UNIT 2 • FOOD TECHNOLOGY	13
UNIT 3 • HEALTH AND HYGIENE	24
UNIT 4 • PERSONAL BUDGET	35
UNIT 5 • SCHOOL CULTURE	46
UNIT 6 • E-LEARNING AT SCHOOL	59
UNIT 7 • WELLNESS	70
UNIT 8 • SHOPPING AND ONLINE SHOPPING	81
UNIT 9 • WORK CULTURE	92
UNIT 10 • INNOVATION AND ROBOTICS AT SCHOOL	103
UNIT 11 • E-WASTE	116
UNIT 12 • CONSUMER RIGHTS	127
Listening Text	138

INTRODUCTION

English for Skills Development Stream Form 5 textbook is organised according to the Standards-Based English Language Curriculum (SBELC) for Skills Development Stream. This textbook aims to fulfil the needs of Form 5 pupils in the vocational colleges.

This textbook aims to build a strong foundation in acquiring the English language skills that would prepare them for the real world as marketable and skilled workers.

There are four themes which are **People and Culture, Science and Technology, Health and Environment**, as well as **Consumerism and Financial Awareness**. Each theme consists of three units. In accordance to the SBELC, the enrichment activities and assessments in the textbook should encourage the use of multiple intelligences.

Along with the development of the English language, the content of this textbook is aligned to the Common European Framework of Reference (CEFR) proficiency level, A2 Mid. In addition, 21st century skills activities are provided to enhance the pupils' thinking skills as well as their life skills.

Moral values are also integrated in the content of the textbook to promote a holistic learning experience.

21st CENTURY SKILLS

21st century skills embrace skills, abilities, and learning dispositions that have been identified as the requirement for success in the 21st century. Hence, the Standards-Based English Language Curriculum (SBELC) emphasises on the appropriate thinking skills, as well as life skills and one's career based on values and best practices.

The main objective of the 21st century skills is to produce holistic individuals among the pupils. Not only should the pupils be prepared with adequate learning skills and literacy skills, they should also focus on life skills as well as in creativity and innovation.

As future leaders, pupils need to improve their proficiency in English, including their leadership qualities and ethical decision-making skills to be globally competitive. By adapting the 21st century skills, pupils could develop the aimed characteristics as mentioned in the pupils' profile as follows:



Resilient




Thinker



Inquisitive



Team Player



Patriotic



Communicator



Informed



Caring



Principled

CONTENT MAP

UNIT	LS	LET'S LISTEN	LS	LET'S SPEAK	LS	LET'S READ	LS	LET'S WRITE	GRAMMAR FOCUS
UNIT 1 Colourful Malaysia Page 2-12		Understand with little or no support the main idea of longer simple texts on a range of familiar topics	2.1.1	Give detailed information about themselves and others	3.2.1	Understand the main idea of simple longer texts	4.2.1	Give detailed information about themselves and others	Present Simple (Affirmative & Negative)
	1.2.1		2.2.2	Agree a set of basic steps needed to complete extended classroom tasks	3.2.2	Understand specific information and details of simple longer texts	4.3.2	Spell most high frequency words accurately in independent writing	
		3.3.1		Read and enjoy A2 fiction or non-fiction print and digital text of interest					
UNIT 2 Food Technology Page 13-23	1.2.1	Understand with little or no support the main idea of longer simple texts on a range of familiar topics	2.1.1	Give detailed information about themselves or others	3.2.1	Understand the main idea of simple longer texts	4.2.1	Give detailed information about themselves and others	Comparative and Superlative Adjectives
			2.1.3	Explain and give reasons for simple advice					
	1.2.2	Understand with little or no support specific information and details of longer simple texts on a range of familiar topics	2.3.1	Narrate short stories, events and experiences	3.2.3	Guess the meaning of unfamiliar words from clues provided by other known words and by context	4.2.4	Describe personality	
UNIT 3 Health and Hygiene Page 24-34	1.2.2	Understand with little or no support specific information and details of longer simple texts on a range of familiar topics	2.1.1	Give detailed information about themselves and others	3.2.1	Understand the main idea of simple longer texts	4.2.1	Give detailed information about themselves and others	Adjectives (ending with -ed/ -ing)
			2.2.2	Agree a set of basic steps needed to complete extended classroom tasks	3.2.4	Use with some support familiar print and digital resources to check meaning	4.2.5	Connect sentences into two coherent paragraphs or more using basic coordinating conjunctions and reference pronouns	
UNIT 4 Personal Budget Page 35-45	1.2.1	Understand with little or no support the main idea of longer simple texts on a range of familiar topics	2.1.1	Give detailed information about themselves and others	3.2.1	Understand the main idea of simple longer texts	4.2.1	Give detailed information about themselves and others	Review of Past Continuous
	1.2.2	Understand with little or no support specific information and details of longer simple texts on a range of familiar topics	2.1.3	Explain and give reasons for simple advice	3.2.2	Understand specific information and details of simple longer texts	4.2.2	Describe future plans or events	
					3.2.3	Guess the meaning of unfamiliar words from clues provided by other known words and by context			

CONTENT MAP

UNIT	LS	LET'S LISTEN	LS	LET'S SPEAK	LS	LET'S READ	LS	LET'S WRITE	GRAMMAR FOCUS
UNIT 5 School Culture Page 46-58	1.2.1	Understand with little or no support the main idea of longer simple texts on a range of familiar topics	2.1.2	Ask about and express rules and obligations	3.2.1	Understand the main idea of simple longer texts	4.2.3	Narrate factual and imagined events and experiences	Past Simple (Affirmative & Negative)
			2.2.2	Agree a set of basic steps needed to complete extended classroom tasks	3.2.2	Understand specific information and details of simple longer texts			
					3.2.3	Guess the meaning of unfamiliar words from clues provided by other known words and by context			
UNIT 6 E-learning at School Page 59-69	1.2.4	Understand longer sequences of supported classroom instructions	2.2.2	Agree a set of basic steps needed to complete extended classroom tasks	3.2.2	Understand specific information and details of simple longer texts	4.2.3	Narrate factual and imagined events and experiences	Review of Present Continuous
					3.2.3	Guess the meaning of unfamiliar words from clues provided by other known words and by context	4.3.3	Produce a plan or draft of two paragraphs or more for a familiar topic and modify this appropriately in response to feedback	
UNIT 7 Wellness Page 70-80	1.2.2	Understand with little or no support specific information and details of longer simple texts on a range of familiar topics	2.1.3	Explain and give reasons for simple advice	3.2.1	Understand the main idea of simple longer texts	4.2.3	Narrate factual and imagined events and experiences	Quantifiers
					3.2.2	Understand specific information and details of simple longer texts			
UNIT 8 Shopping and Online Shopping Page 81-91	1.2.2	Understand with little or no support specific information and details of longer simple texts on a range of familiar topics	2.1.1	Give detailed information about themselves and others	3.2.2	Understand specific information and details of simple longer texts	4.2.3	Narrate factual and imagined events and experiences	Question Tags
	1.2.3	Understand with little or no support longer simple narratives on a range of familiar topics			3.2.3	Guess the meaning of unfamiliar words from clues provided by other known words and by context			

CONTENT MAP

UNIT	LS	LET'S LISTEN	LS	LET'S SPEAK	LS	LET'S READ	LS	LET'S WRITE	GRAMMAR FOCUS
UNIT 9 Work Culture Page 92-102	1.2.2	Understand with little or no support specific information and details of longer simple texts on a range of familiar topics	2.1.2	Ask about and express rules and obligations	3.2.2	Understand specific information and details of simple longer texts	4.2.3	Narrate factual and imagined events and experiences	Past Simple (Questions & Short Answers)
			2.2.2	Agree a set of basic steps needed to complete extended classroom tasks	3.2.3	Guess the meaning of unfamiliar words from clues provided by other known words and by context	4.2.4	Describe personality	
						4.2.5	Connect sentences in two coherent paragraphs or more using basic coordinating conjunctions and reference pronouns		
UNIT 10 Innovation and Robotics at School Page 103-115	1.2.2	Understand with little or no support specific information and details of longer simple texts on a range of familiar topics	2.1.1	Give detailed information about themselves and others	3.2.1	Understand the main idea of simple longer texts	4.2.3	Narrate factual and imagined events and experiences	Countable and Uncountable Nouns
			2.1.3	Explain and give reasons for simple advice	3.2.3	Guess the meaning of unfamiliar words from clues provided by other known words and by context	4.3.1	Use capital letters, full stops, commas in lists, question marks and speech marks appropriately at discourse level	
						4.3.3	Produce a plan or draft of two paragraphs or more for a familiar topic and modify this appropriately in response to feedback		
UNIT 11 E-waste Page 116-126	1.2.1	Understand with little or no support the main idea of longer simple texts on a range of familiar topics	2.2.1	Keep interaction going in short exchanges by checking understanding of what a speaker is saying	3.2.1	Understand the main idea of simple longer texts	4.2.3	Narrate factual and imagined events and experiences	Grammar Review
	1.2.5	Understand more complex supported questions	2.2.2	Agree a set of basic steps needed to complete extended classroom tasks	3.2.3	Guess the meaning of unfamiliar words from clues provided by other known words and by context	4.3.3	Produce a plan or draft of two paragraphs or more for a familiar topic and modify this appropriately in response to feedback	
					3.2.2	Understand specific information and details of simple longer texts			
UNIT 12 Consumer Rights Page 127-137	1.2.2	Understand with little or no support specific information and details of longer simple texts on a range of familiar topics	2.1.3	Explain and give reasons for simple advice	3.2.2	Understand specific information and details of simple longer texts	4.2.1	Give detailed information about themselves and others	Grammar Review
	1.3.1	Guess the meaning of unfamiliar words from clues provided by other known words and by context on familiar topics	2.2.2	Agree a set of basic steps needed to complete extended classroom tasks	3.2.3	Guess the meaning of unfamiliar words from clues provided by other known words and by context	4.2.3	Narrate factual and imagined events and experiences	

INVENTORY OF ICONS



LET'S GET STARTED

Helps pupils get in the mood for class and sets the tone for what will follow.



LET'S LISTEN

Trains the pupils to recognise different sounds and listen attentively before giving out responses.



LET'S SPEAK

Enhances the pupils' ability to communicate effectively with the teachers and peers.



GRAMMAR FOCUS

Explains the correct use of grammar.



LET'S READ

Develops the pupils' reading strategies using varieties of text types and length.



LET'S WRITE

Builds the pupils' skills in transferring ideas and thoughts into meaningful written forms.



ENRICHMENT

Provides additional exercise at the end of the unit.



LEARNING STANDARD

Indicates the learning objectives that should be mastered by all pupils.



PHOTOCOPIABLE

PHOTOCOPIABLE

Notifies teachers the pages that are photocopiable as handouts.



TEACHER'S NOTE

Provides suitable pedagogical approaches for teachers.



HOTS

Triggers the pupils' cognitive process.



21st CENTURY LEARNING

Accommodates different learning styles.



VOCABULARY

Helps pupils to understand difficult words by providing definitions.



FASCINATING FACT

Provides compelling information on a topic.



GAME ON

Provides interactive games related to the topic.



MORAL VALUES

Inculcates good values.



QR CODE

Provides exercises and extended information through smartphones or mobile gadgets.

AUGMENTED REALITY (AR)



Provides interactive exercises via smartphones or mobile gadgets.

How to Use:

1. Download the AR application by scanning this QR code.
2. Browse the pages that contain AR icon.
3. Scan the image with your smartphone to enjoy the new learning experience.

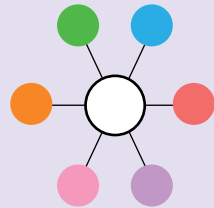


I-THINK MAPS



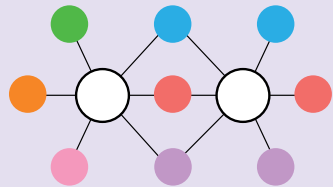
1. Circle Map

- Defines a content.



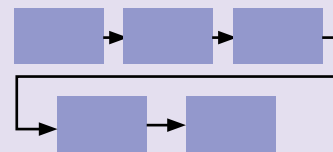
2. Bubble Map

- Describes ideas or concepts.



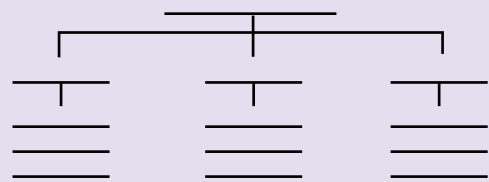
3. Double Bubble Map

- Compares and contrasts two different qualities.



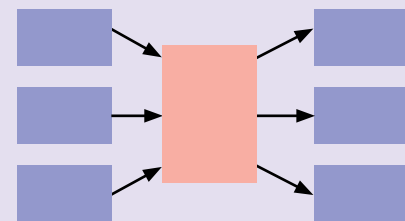
4. Flow Map

- Shows sequences or orders of events.



5. Tree Map

- Classifies and sorts ideas into categories.



6. Multi-Flow Map

- Analyses causes and effects.



THEMES

THEME 1
PEOPLE AND CULTURE



THEME 2
SCIENCE AND TECHNOLOGY



THEME 3
HEALTH AND ENVIRONMENT



THEME 4
CONSUMERISM AND FINANCIAL AWARENESS



UNIT 1

COLOURFUL MALAYSIA

In this unit, you will learn about:

- multicultural society
- present simple (affirmative and negative)
- folklore tale
- *songket* weaving

LET'S GET STARTED

The picture represents the multicultural society in Malaysia. Can you guess what multicultural is?



LET'S LISTEN 1

A. Listen to the audio and tick (✓) the correct answers.

1. What is the most suitable title for the audio?

a. Malaysia and Its Multicultural Society

b. Interesting Places to Visit in Malaysia

2. Which picture describes the audio best?



B. Listen to the audio again. Fill in the blanks with the words given below to complete the text.

- | | | |
|-----------|-----------|----------|
| festivals | different | dialects |
| food | attires | crafts |

Malaysia is a multicultural society. It is made up of (1) _____ types of ethnic groups. The multiculturalism has made Malaysia rich in traditions and culture. Each ethnic group has different (2) _____ that they use to communicate with each other in their daily life. Apart from that, each ethnic also has different traditional (3) _____. It is often used on special occasions such as (4) _____. During the festivals, traditional (5) _____ is usually served to the visitors. In fact, due to the multiculturalism, Malaysia has a variety of (6) _____.

LET'S SPEAK 1

A. An exchange student comes to your school and conducts an interview to learn more about Malaysia. In pairs, take turn to be the exchange student. You may use the expressions and phrases below to help you.

Examples:

1 What is your name?
My name is Wong Ji Cuan.

2 Where do you come from?
I come from Johor Bahru.

3 What language or dialect do you speak at home?
I speak Hokkien at home.

4 What do you celebrate?
I celebrate Chinese New Year.

5 Do you wear special attires during the festivals?
I usually wear samfu during the festival.

B. Introduce your new friend to the class. You may use phrases below to help you.

- Hi, this is my friend.
- He/ She is ...
- He/ She comes from ...
- He/ She usually speaks ... at home.
- He/ She celebrates ...
- He/ She usually wears ... during the festivals.



New Tab


PRESENT SIMPLE

Affirmative and Negative

- Present simple is used to express general truths, facts and habitual actions.
- Present simple can be used in affirmative and negative forms.

Affirmative	Negative
I drink	I don't drink
We drink	We don't drink
You drink	You don't drink
They drink	They don't drink
He drinks	He doesn't drink
She drinks	She doesn't drink
It drinks	It doesn't drink

Scan me to play the game



Wordwall



A. Fill in the blanks with the correct answer.

- Lian Zheng _____ (speak) Cantonese at home.
- They _____ (celebrate) Christmas in December.
- She _____ (wear) her *baju kebaya* for the ceremony.
- We _____ (prepare) a lot of food for this coming festival.
- The tourists _____ (want) to learn more about the *Baba* and *Nyonya* culture in Melaka.

B. Fill in the blanks with the words given below.

doesn't

don't

- He _____ wear his dhoti often.
- Raju _____ speak Tamil at home.
- I _____ play any traditional games.
- We _____ eat *ketupat* and *rendang* every day.



- ceremony**
a formal event
- gather**
come together in a group
- pageant**
a beauty contest




A. Read the text.

Yanson is a Kadazandusun who works in Australia. Every year, he goes back to Malaysia and visits his family to celebrate Harvest Festival or *Kaamatan Day*.

On *Kaamatan Day*, he always starts his day early. After taking a shower at half past six in the morning, he has his breakfast at half past seven. Then, he helps his parents prepare their traditional food such as minced fish salad, *hinava* and *noonsom*, fermented meat and rice. After that, he changes his clothes to his traditional attires. He wears a decorated long-sleeved shirt, *gaung* and a pair of gold-trimmed trousers, *souva*. He also puts on a belt, *toogot* and a headdress, *sig* to complete his look.

Next, he and his family join the villagers at the *Humabot Ceremony* at half past nine. At the ceremony, Yanson takes part in the spear throwing game and other traditional games like blowpipe shooting and tug of war. He also joins the traditional dances. After quarter past one, he goes home to have lunch with his family.

In the evening, Yanson's family and the villagers gather to watch a beauty pageant or mostly known as *Unduk Ngadau* at the village hall. The event begins at quarter past nine and finishes at eleven. The end of the beauty pageant event marks the end of the two-day Harvest Festival. Yanson goes to sleep an hour after that.



B. From the text, complete Yanson's daily planner on *Kaamatan Day* below.

TIME	TO-DO LIST
6:30 a.m.	1. _____
2. _____	Breakfast
8:00 a.m.	3. _____
4. _____	Attend <i>Humabot Ceremony</i> with family.
1:15 p.m.	5. _____
9:15 p.m.	6. _____
7. _____	Sleep

C. Read and write 'T' (True) or 'F' (False) for the following statements.

- Gaung* and *souva* are the traditional attires of the Kadazandusun men.
- Yanson's family lives in Australia.
- Unduk Ngadau* is a beauty pageant held for Kadazandusun women.
- Toogot* is one of Kadazandusun traditional food.

TEACHER'S NOTE
Teacher guides the pupils to scan the AR application for Activity A.

A. Read the letter below.

Dear _____,

I was so happy to hear from you. I recently made friends with an exchange student in my school. She is Andrea from Mexico.

She speaks Spanish at home. *Cinco de Mayo* festival is one of the many festivals that she celebrates. She wears her traditional attires such as *huipil* and *enagua* for the festival. *Huipil* and *enagua* are embroidered blouse and skirt worn by the Mexican women.

She enjoys the food at the parade because there is a feast of traditional food such as tacos and enchiladas there. Tacos are folded tortilla filled with seasoned minced chicken while enchiladas are folded corn tortillas covered with special sauce. The festival is very lively and it sounds really interesting to me. I really hope that I can join her to celebrate the festival this year.

Do you have friends from different ethnicities? I'd love to hear about them in your next letter.

From,
Cindy



B. Write a reply to the above letter.

Dear Cindy,

I was happy to hear about your new friend. I would also like to share about mine. _____

From,

- His/ Her name is ...
- He/ She comes from ...
- He/ She usually speaks ... at home.
- He/ She celebrates ...
- He/ She usually wears ... during the festivals.



A. Match the word to its meaning.

1. multicultural
2. dialect
3. crafts

- language that people speak in a particular place
- objects made using traditional methods and skills
- people with different cultures

B. Fill in the blanks using the words in the box.

festivals	crafts	multicultural	languages	respect
-----------	--------	---------------	-----------	---------

1. Malaysia is known for its _____ society.
2. There are several spoken _____ in Malaysia.
3. Each ethnic group has different traditional _____.
4. Malaysians share mutual _____ for one another.
5. Malaysia has many _____ and celebrations.



C. Write sentences in Present Simple Affirmative and Present Simple Negative using the given subject and verb.

		Subject (I)	Verb (play)	Object
Example:	Affirmative	I	play	congkak well
	Negative	I	don't play	congkak well
		Subject (she)	Verb (cook)	Object
1.	Affirmative			
	Negative			
		Subject (we)	Verb (celebrate)	Object
2.	Affirmative			
	Negative			
		Subject (they)	Verb (watch)	Object
3.	Affirmative			
	Negative			

LET'S LISTEN 2



A. Listen to a conversation between a shopkeeper and a tourist. Then, answer the following questions.

1. Where did the conversation take place?

2. What did the tourist want to get from the shop?





B. Listen to the conversation again. Then, tick (✓) the correct answer.

1. What did the shopkeeper sell at her shop?



2. Where did the tourist come from?



3. What did the shopkeeper recommend the tourist to buy?



LET'S SPEAK 2

A. In pairs, role play the dialogue.

What is the story about?

What are the moral values of the story?

That is great. This story teaches us to be kind and not be greedy.




The story is about a kind girl named Bawang Putih who lived with her cruel stepmother and stepsister. They treated Bawang Putih poorly. One day, they were punished for being so greedy and bad towards Bawang Putih.

Based on the story, we should be kind to one another and not be greedy.



MORAL VALUE
We should be kind to one another.

B. In pairs, read the storyline in the AR application. Then, talk about the story and the moral values that the story provides.



Title:
The Clever Mouse Deer with the Buffalo and Crocodile

Synopsis:
An ungrateful crocodile bit the kind buffalo that helped him. The clever mouse deer tricked the crocodile into freeing the kind buffalo.



C. How do you think these folklores help in promoting unity in our multicultural society.

TEACHER'S NOTE
Teacher guides the pupils to scan the AR application for Activity B.

LET'S READ 2

A. Read the text.

VOCABULARY

weave
to make cloth by repeatedly crossing the threads together

maintain
to continue to have


Songket

Songket is a traditional, hand woven textile made by the Malays. The word *songket* comes from the Malay word *sungkit* which means to weave a group of threads with gold and silver threads.

The art of weaving *songket* is a cultural practice that the Malays maintain to this day. In fact, the processes of weaving *songket* have remained the same since the beginning. *Songket* is usually used during ceremonial occasions such as during marriage, and religious festivals.

Apart from that, *songket* is also used for decoration. Nowadays, the patterns of *songket* are available in printed version for everyday clothing and ladies' fashion such as dresses and handbags.

Adapted from *Jamil Salleh et al, Songket Weaving Jacquard Technology*. Retrieved 10 October, 2020, from https://jamilsalleh.weebly.com/uploads/1/6/3/3/16338234/konvensyen_textile_09_jamil_salleh.doc



B. Answer the following questions.

1. What is *songket*?

2. Which ethnic group is involved in the process of weaving *songket*?

3. What have remained the same since the beginning in weaving the *songket*?

4. When do Malays wear *songket*?

5. Why do you think Malay people maintain the *songket* weaving practice? 🧠

LET'S WRITE 2


A. Read the post below.



My favourite food is chicken *rendang*. It is usually served during *Eid-ul-Fitr*. I highly recommend this food. It is so delicious.

B. Write a post on the suggested topic below. You can write your post by answering the questions below.

- What is the name of the traditional food?
- When it is usually served?
- Would you recommend the traditional food?



My favourite traditional food is _____

Follow the instructions. Then, complete the task.

INSTRUCTIONS

You need:

- A dice
- Four different coloured counters

- Play in groups of four.
- Place the counters on the 'START' box.
- Take turns to throw the dice.
- Move your counter according to the dice.
- Answer the question or complete the task.
- If you succeed, you get another turn. If you fail, you lose a turn.
- The first player to get to the 'FINISH' box is the winner.

START →

1. Name one festival that is celebrated in Malaysia.

2. **Move two boxes forward.** ★★

3. Name the traditional attires for the Kadazandusun.

4. Make a sentence using the *Present Simple Affirmative*.

5. **Move two boxes backward.** ★★

6. Make a sentence using the *Present Simple Negative*.

7. What is *Unduk Ngadau*?

8. What is dialect?

9. **You lose a turn!** 💣

10. Name one traditional hand woven textile in Malaysia.

11. Name two folklores.

12. Name one famous traditional craft.

13. **Take another turn!** 📅

14. Why is Malaysia known as multiracial country?

15. Name one traditional food.

← **FINISH**



FOOD TECHNOLOGY

In this unit, you will learn about:

- canning sardines
- comparative and superlative adjectives
- fermentation
- job application – food technologist

LET'S GET STARTED

Look at the foods. Why are they canned and packed properly?



LET'S LISTEN 1

A. Listen to the audio and circle the correct answers.

- What is food technology?
 - A branch of science that deals with diet food.
 - A branch of science that deals with food delivery.
 - A branch of science that deals with food production.
 - A branch of science that deals with food consumption.
- Which below does NOT belong to food production?
 - Selection
 - Packaging
 - Weighing
 - Processing
- Who manages the food production?
 - Food taster
 - Food consumers
 - Food scientists
 - Food technologists
- What do the food technologists do?
 - They make sure we can save food.
 - They make sure we get good food.
 - They make sure we can get enough food.
 - They make sure we get safe and healthy food.
- Where do they work?
 - Schools
 - Restaurants
 - Hospitals
 - Laboratories

B. Listen to the audio again and fill in the blanks.



Food technology is a branch of	1. _____
Examples of food production	2. _____
	3. _____
	4. _____
	5. _____
	6. _____
	7. _____
	Workplaces
9. _____	
10. _____	

A. Read the dialogue on canning as one method of food processing.

Examples:

B. In pairs, take turns to discuss the fermentation method.

POSITIVE	COMPARATIVE	SUPERLATIVE
Used to compare two nouns that are equal	Used to compare two nouns that are not equal	Used to compare more than two nouns that are not equal
as + adjective + as	more + adjective + than adjective + -er/ -ier + than	the + adjective + -est the + most + adjective
The pressure cooker is as big as the cooking pot.	The pressure cooker is bigger than the cooking pot.	The pressure cooker is the biggest .

A. Fill in the table below with the correct form of Comparative and Superlative Adjectives.

No.	POSITIVE	COMPARATIVE	SUPERLATIVE
1.	clean		
2.	brave		
3.	happy		
4.	sad		
5.	hot		
6.	easy		
7.	bad		
8.	good		
9.	healthy		
10.	beautiful		



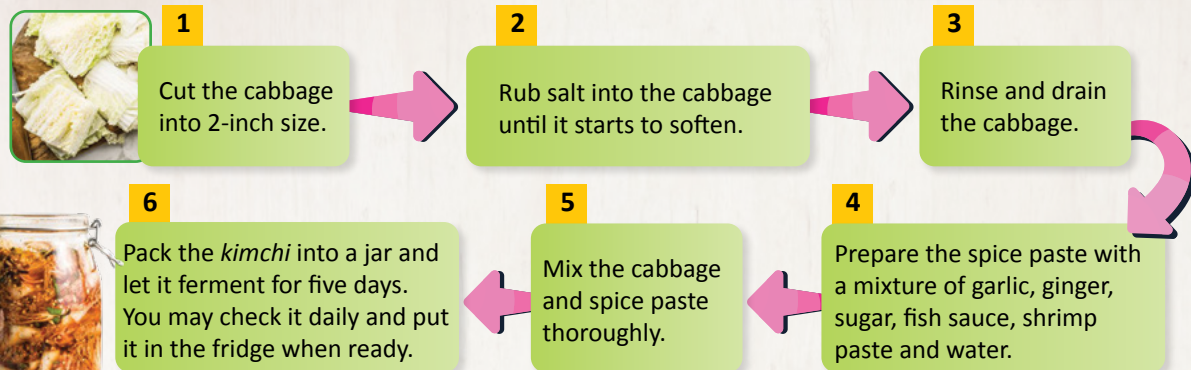
B. Fill in the blanks with the correct form of Comparative or Superlative Adjectives.

- Among all the food technologists in that factory, Mr Emanuelle Joseph is the _____ (good) because his health food sells well in the market.
- It is _____ (healthy) to take homemade yogurt than the ones in the supermarket.
- Some food contain too much sugar, and they are _____ (bad) for health.
- “Act Fast” decreases pain the _____ (fast) compared to other pills.
- It is _____ (easy) to swallow a slimming pill than doing active exercises to slim down.

LET'S READ 1

A. Read the passage.

Have you ever tried Korean signature food, *kimchi*? How does it taste? How is it prepared? It is fermented or preserved with spice paste for days. Below are some simple steps to make cabbage *kimchi*.



Eating *kimchi* often improves our immune function, digestion and heart health.

Adapted from Emily, H. (29 January, 2020). *How to Make Easy Kimchi at Home*. Retrieved 19 September, 2020, from <https://www.thekitchn.com/how-to-make-easy-kimchi-at-home-189390>

B. Read the statements. Write 'T' for True statements and 'F' for False statements.

1. *Kimchi* is originated from Korea. _____
2. Cabbage is rubbed with sugar to soften it. _____
3. Cabbage is preserved with a mixture of spice paste such as garlic, ginger, sugar, oyster sauce, shrimp paste and water. _____
4. The cabbage kimchi should be allowed to ferment for 5 days. _____
5. *Kimchi* can harm our health. _____

C. Answer the following questions.

1. How is *kimchi* prepared?

2. Why do we rub the salt into the cabbage?

3. List the ingredients for making the spice paste.

4. How do we ferment the cabbage *kimchi*?

5. Is *kimchi* good for our health? Why? 🍷

VOCABULARY

preserved
to keep something in order to prevent it from being damaged

digestion
the process in which food is converted into substances that the body can use

LET'S WRITE 1

Write a recount of your visit to the sardine canning factory. Describe the process of canning the sardines. You may use the phrases given below.

Example:

Paragraph 1

Last week, – school trip – visited – sardine canning factory – watched – processed

Last week, my friends and I joined a school trip. We visited a sardine canning factory. We excitedly watched how the sardines were processed from the beginning.

Paragraph 2

Firstly, – machine – cut – heads and tails – Then, – the bodies – cleaned

Paragraph 3


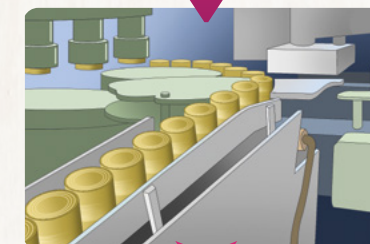
Next, – workers – filled – manually – cans – Then, – filling machine – cans – tomato sauce

Paragraph 4

After that, – cans – sterilised – sealed – Finally, – cans – packed – shipped

Paragraph 5

Felt – happy – got – knowledge – visit – again



A. Rearrange the words to make comparative sentences.

- than before The food technology is better now

- That is why healthier food we get

- longer lasting food We also get to eat

- food faster The food processing machines produce

- more universities are offering Nowadays, food technology course

B. Write sentences using the superlative form of the adjectives in brackets.

- The pressure cooker is _____ (fast) cooking pot.
- It makes the food _____ (tasty).
- The meat becomes _____ (soft).
- “Proxa” steamer is _____ (amazing).
- Charcoal cooking pots cook _____ (late).



 LET'S LISTEN 2



A. Listen to a self-introduction of a food technologist. Note down her personal details.

PERSONAL DETAILS

FULL NAME: 1. _____

RACE: 2. _____

CITIZENSHIP: 3. _____

QUALIFICATION: 4. _____

OCCUPATION: 5. _____

B. Listen to the audio again and complete the bubble map below.



LET'S SPEAK 2

Your friends wish to know the processes involved in making dried salted fish. Use the words given to create simple sentences. Role play the dialogue.



Example:

show – how – make – dried salted fish

Anna, can you show me how to make dried salted fish?

How much – salt – rub – fish?

Then, what – should – do – next?

first – remove scales – clean – well – then – rub – salt

If – fish – salty – rub – more salt

dry – fish – hot sun – few days – store – refrigerator

LET'S READ 2

A. Read the letter of job application below.

41, Lorong SS 1/1C,
Kampung Tunku,
47300 Petaling Jaya,
Selangor.

Manager,
E and M Food Industry,
Jalan Playar 15/2,
PO Box 7011,
40700 Shah Alam,
Selangor.

29 SEPTEMBER 20__

Dear Sir/Madam,

Application for the Post of Nutritional Advisor

I wish to apply for the post of nutritional advisor, as advertised in the New Straits Times dated 25 September 20__.

2. I have a degree in Food Science, which I obtained after a four-year study in Universiti Sains Malaysia. I have ten years of working experience in the same field. Currently, I am attached to ACE SME in Petaling Jaya as a nutritional planner. I would love to expand my future career by joining your company.

3. I can assure you that I am a hardworking person, who can work independently. I am able to design the best plan of nutritious and healthy food for the market. I can also multitask.

4. I look forward to hear from you. I am prepared to attend an interview at any time convenient to you.

Thank you.

Yours faithfully,

Meng Hin
(CHONG MENG HIN)

VOCABULARY

nutritious
containing substances that help the body grow

multitask
to do several things at the same time

B. Circle the correct answers.

- Chong Meng Hin works in _____.
A. Shah Alam
B. Petaling Jaya
- Now, he works as a _____.
A. nutritional planner
B. nutritional advisor
- He wants to apply for the job of a _____.
A. nutritional planner
B. nutritional advisor
- He wants to apply for a job in E and M Food Industry because
A. he wants a change of work.
B. he wants to expand his career.
- He is _____ and can work _____.
A. hardworking, independently
B. prepared, with groups of friends.
- Would you apply to work in a food industry? Why? 🌸

LET'S WRITE 2

Write about the future careers below.

Example:

Career : food technologist
 Workplace : office
 Jobs : (1) checks food quality
 (2) produces new flavours and food products

She is a food technologist. She works at the office. She checks food quality. She works with a company to produce new flavours and food products too.



1

Career : food scientist
 Workplace : laboratories
 Jobs : (1) studies food
 (2) improves safety, production and nutrition

She is a _____ She works at the _____
 She _____ She _____
 _____ too.



2

Career : dietitian
 Workplace : offices
 Jobs : (1) works with healthy and sick people
 (2) designs meal plan for people



3

Career : nutritionist
 Workplace : offices
 Jobs : (1) works with health conscious people
 (2) advises people on healthy eating habits



GAME ON

Guess the names of the food below by scrambling the letters. Do it with your partner and see who completes faster.

1 AZPZI
 2 CREFHN ERSIF
 3 WDANCSIH
 4 DRBAE
 5 DALAS
 6 CIE MRECA
 7 EIP
 8 HITSGTAPE
 9 ERDIF OLONDSE
 10 EGVNERI
 11 ECEHES
 12 PYRSU
 13 NESDUA
 14 HSISU
 15 OEHSOTMI

THEME 2: SCIENCE AND TECHNOLOGY

HEALTH AND HYGIENE

UNIT
3

In this unit, you will learn about:

- personal hygiene practices
- adjectives ending with (-ed/ -ing)
- COVID-19, HFMD and dengue
- home-made soap making

LET'S GET STARTED

1. Do you wear a face mask in public areas when you are sick?
2. Do you think it is important to wear one?



LET'S LISTEN 1

Listen to a conversation between Mrs. Raj and her daughter. Then, tick (✓) the correct answer.






1. Which item did Mrs. Raj forget to bring?

- a. purse b. umbrella c. mask

2. Where did Mrs. Raj go?

- a. school b. shopping mall c. showroom

3. Why did Mrs. Raj have to wear a face mask?

- a.  b.  c. 

4. Which picture fits the description of the lady Mrs. Raj met in the hall?

- a.  b.  c. 

5. What did Mrs. Raj buy?

- a. toiletries b. toiletries and food c. toiletries and stationery

LET'S SPEAK 1

Salina who is sick wants to join a school trip. As a friend, you would like to advise her about her decision. Fill in the speech bubbles with other suitable advices for Salina. Then, act out the dialogue using the speech bubbles.

I really want to join the trip. I have waited for it forever. I will definitely join. But I still have my flu.

I think you should rest at home, Salina.

You can use these expressions to give advice:

- Maybe you should ...
- I would advise you to ...
- I advise you ...
- It might be a good idea if you ...

go to the clinic

take your medication

wear a mask


take rest

New Tab

ADJECTIVES
ending with **-ed / -ing**

- Adjectives are used to describe people, places, feelings or things in a sentence.
- Adjectives ending with **-ed** usually describe a person's feeling or emotion.
Example: *Firdaus is **excited** about going to the concert.*
- Adjectives ending **-ing** usually describe a thing or a situation.
Example: *The concert was **exciting**.*

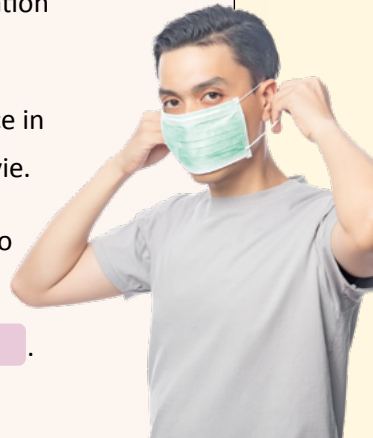
Scan me to play the game



Wordwall

A. Underline the correct adjectives.

- The idea of going to a camp with my family is **interested** **interesting**.
I am **interested** **interesting** to give the idea a try.
- Everybody was **terrified** **terrifying**. The pandemic situation was **terrified** **terrifying**.
- The movie was very **inspired** **inspiring**. All the audience in the movie theatre were **inspired** **inspiring** by the movie.
- She was so **embarrassed** **embarrassing** because she sneezed so loudly in the exam hall. It was so **embarrassed** **embarrassing**.
- The benefits of wearing a face mask is **convinced** **convincing**.
Everybody is **convinced** **convincing**.



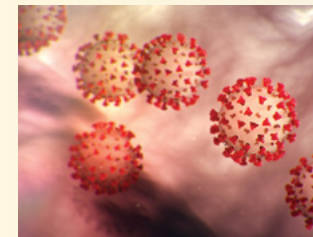
B. Create a sentence for the adjectives below.

- entertained** _____
- entertaining** _____
- relaxed** _____
- relaxing** _____

A. Read the texts.

COVID-19, Hand, Foot and Mouth Disease (HFMD) and Dengue

- terrible**
very bad or dangerous
- encourage**
to get support in doing something
- breeds**
produce young animals



COVID-19

COVID-19 is a terrible disease. The infected person mostly will have breathing difficulties and few other common symptoms such as fever and dry cough. It easily spreads through contact and respiratory droplets produced by an infected person when he or she coughs or sneezes. This explains why we really need to wear a face mask especially when we are sick. This is to prevent ourselves from spreading harmful virus to others.



Hand, Foot and Mouth Disease (HFMD)

HFMD is a disease that infects children easily. However, adults are no exception. It can easily spread through touch. Hence, it is very important for us to wash our hands if we have touched an infected person. The use of hand sanitisers is also encouraged when water and soap are not available to clean our hands.



Dengue

Dengue fever is a virus infection. The virus is passed on to humans through the bites of the infected mosquito. Aedes mosquito breeds easily in places with still water such as drains and unused containers. To avoid dengue fever from spreading, we need to keep our home and its surrounding areas clean and get rid of any possible breeding sites.

B. Read the statements below. Which disease do they refer to? Write 'C' for COVID-19, 'H' for HFMD and 'D' for Dengue.

- This disease spreads through an infected mosquito.
- This disease is more common among children.
- The infected person will experience few symptoms such as difficulty in breathing and fever.
- Though the disease is common among children, adult still can be infected.
- We have to destroy possible breeding sites to avoid the disease from spreading.

Write on how you feel about the situations below. You may use the notes given.

Example:



shopping mall – baby – looking unwell – red tiny bumps – hand – mouth – worried

I went to a shopping mall yesterday. I saw a baby that looking unwell. There were tiny bumps on her hands and mouth. I felt worried.

Situation 1



health officer – hung – yellow banner – dengue cases – in the neighbourhood – alarmed

Situation 2



saw – family – went for a jogging – park – healthy lifestyle – happy

A. Find and circle the words/ phrase in the box.

s	a	n	i	t	i	s	e	r	i
d	a	b	v	j	y	u	y	o	m
i	d	w	f	q	y	h	j	k	p
s	x	s	a	v	r	c	g	w	o
e	e	x	c	i	t	i	n	g	r
a	z	x	e	r	v	g	f	h	t
s	j	l	m	u	j	u	y	i	a
e	d	w	a	s	q	t	y	x	n
b	m	l	s	h	y	i	o	l	t
n	b	l	k	h	e	a	l	t	h

1. exciting
2. important
3. virus
4. health
5. sanitiser
6. disease
7. face mask

B. Circle the correct answers.

1. I joined a *gotong-royong* activity in my neighbourhood this morning and it was _____.
 - a. interested
 - b. interest
 - c. interesting
 - d. interests
2. I felt _____ when I saw the health officers put up the yellow banner in our neighbourhood.
 - a. alarmed
 - b. alarm
 - c. alarming
 - d. alarms
3. This neighbourhood is so clean. I am _____ by it.
 - a. amazed
 - b. amaze
 - c. amazing
 - d. amazes
4. The news about the pandemic was _____ to many of us.
 - a. shocked
 - b. shock
 - c. shocking
 - d. shocks

LET'S LISTEN 2



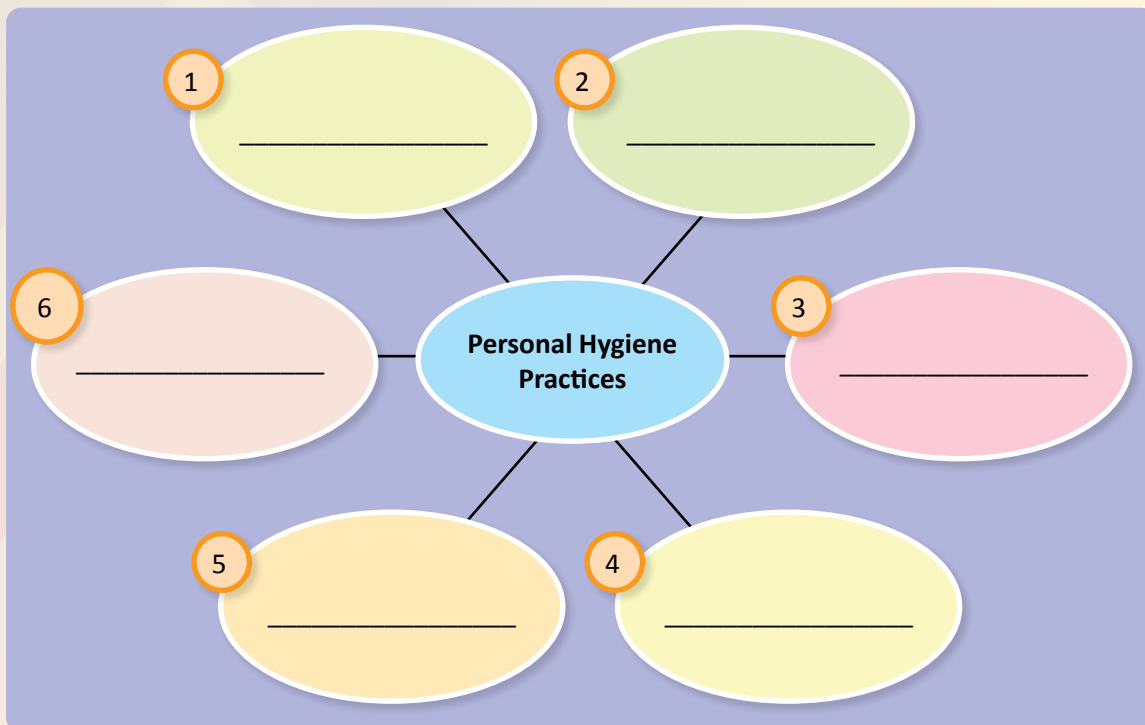
A. Listen to the audio and answer the following questions.

1. What is the meaning of personal hygiene?
 - a. Taking care of our own health.
 - b. Keeping our body and clothes clean.
2. How does personal hygiene benefit your health?
 - a. Lower the risk of getting any diseases.
 - b. Increase our immune system.
3. What happen if you have bad body odour?
 - a. People around you will feel good.
 - b. People around you will feel uncomfortable.
4. How often should we brush our teeth?
 - a. Weekly basis.
 - b. Daily basis.
5. What is the audio about?
 - a. The importance of showering.
 - b. The importance of personal hygiene practices.
6. What will happen if we don't cut our nails short? 🦋



MORAL VALUE
Be clean and healthy.

B. Listen to the audio again and complete the bubble map below.



LET'S SPEAK 2

A. List out 8 good personal hygiene with your partner. Write down the answer.

Example: Brush your teeth.	5	
1		
2		
3		
4		
	6	
	7	
	8	

B. In pairs, use the list above to ask and answer the questions. You may use the expressions below. Role play the dialogue. 🗣️

Examples:



VOCABULARY

proper
suitable and acceptable


bristles
stiff hair used to make brush.

LET'S READ 2

A. Read the text.

Toothbrush Care

Brushing your teeth is one of the most important personal hygiene that you should do on a daily basis. In fact, you should brush your teeth at least twice a day to keep your mouth clean. However, keeping your toothbrush clean is as important. Your toothbrush can be contaminated with bacteria and harmful germs without proper care. Here are a few ways to take care of your toothbrush.



Do not share your toothbrush.



Rinse your toothbrush with tap water thoroughly. Let it dry after every use.



Keep it in an upright position to drain the water away from the bristles.



Replace your toothbrush every 3 to 4 months. A damaged toothbrush could not function properly.

Adapted from [https://jada.ada.org/article/S0002-8177\(14\)60924-7/pdf](https://jada.ada.org/article/S0002-8177(14)60924-7/pdf)

B. Find the meaning of these words from the dictionary.

1. rinse	2. thoroughly	3. replace
----------	---------------	------------

C. Answer the following questions.

- How many times do we have to brush our teeth in a day?

- What will happen to a toothbrush that is not properly taken care of?

- Why do we have to keep our toothbrush in an upright position?

- Should we replace our toothbrush after 3 to 4 months of use? Why?

- What happens if you do not brush your teeth? 🦷

- Why shouldn't we share our toothbrush? 🦷

LET'S WRITE 2

Below are steps on how to make a DIY homemade soap. Write the steps using the notes and the sequence connectors provided.



Ingredients and Tools



You can use these sequence connectors to describe the steps:

- First, ...
- Then, ...
- Next, ...
- After that, ...
- Finally, ...

Firstly, melt the soap base in the stove till it is completely melted.

Secondly, _____

Thirdly, _____

Lastly, _____



1 melt – soap base – stove – completely melted



2 add – fragrance oil – colouring – into – mix



3 pour – mixture – silicone mould



4 gently – remove – soap – out – silicone mould



Find the hidden items from the list. The first player to find all the items is the winner.



WORDS

- | | | |
|-------------------|---------------|-------------------|
| 1. face mask | 5. bar soap | 9. toothbrush |
| 2. hair comb | 6. cotton bud | 10. nail clippers |
| 3. mosquito | 7. toothpaste | |
| 4. hand sanitiser | 8. glove | |



PERSONAL BUDGET

In this unit, you will learn about:

- saving pocket money
- personal budget
- past continuous
- how to make a coin box
- how to spend money wisely

LET'S GET STARTED

1. How much is her pocket money?
2. Does she have enough money to spend?
3. Does she have any balance?



Pocket money = RM100
Bus fee = RM50
Food = RM30
Stationery = RM30

LET'S LISTEN 1



A. Listen to the conversation. Tick (✓) the things that See Ee bought with her ang pow.



Pants



Sport shoes



Water bottle



Storybooks



Revision books



Stationery



School bag



A pair of sandals

B. Fill in the table below.

Ang pow received	1. _____
Items bought	2. _____ - RM30
	3. stationery - _____
	4. _____ - RM25
	5. water bottle - _____
Amount spent	6. _____
Amount saved	7. _____

In pairs, discuss and share with your partner on how you spend your weekly pocket money. You may use the phrases below to help you.

Examples:

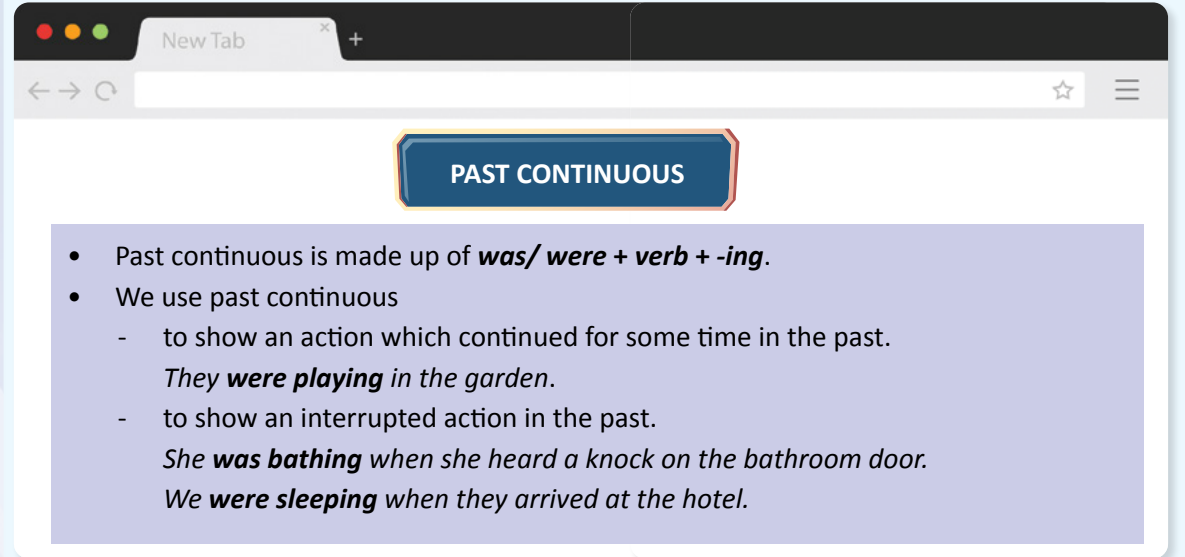


? You may use these expressions to ask:

- How much pocket money ...?
- What do you spend ...?
- How much ...?
- Do you have ...?

💡 You may use these expressions to answer:

- I get ...
- I spent ...
- I spent about ...
- Yes, I have .../ No, I don't have ...



PAST CONTINUOUS

- Past continuous is made up of **was/ were + verb + -ing**.
- We use past continuous
 - to show an action which continued for some time in the past.
*They **were playing** in the garden.*
 - to show an interrupted action in the past.
*She **was bathing** when she heard a knock on the bathroom door.*
*We **were sleeping** when they arrived at the hotel.*

A. Study the paragraph below and underline the past continuous.

Until last month, Joan e.g. was spending a lot. She was paying RM7 for her lunch daily. She was also spending RM10 weekly on her phone credit. She was using all her internet data to play online games. She was spending all her pocket money unwisely. She was not smart in managing her budget.

B. Change the words in the brackets into the correct form of past continuous.

1. Amani _____ (spend) most of her money on her clothes.
2. Some of the pupils _____ (waste) their money buying online games while others were saving it.
3. Aneesha _____ (use) the pocket money from her parents to pay for her lunch and transportation every day.
4. We _____ (save) our money for our further studies.
5. Hamzah and Rostam _____ (sell) *nasi lemak* to have more pocket when they were small.
6. The child _____ (keep) all her savings in her coin box until her mother took her to the bank to deposit them into her account.



VOCABULARY

expenses
the money you spend on something

savings
the money you save especially in the bank.

Pocket money	
• Father	RM30
• Mother	RM10
Expenses	
• Lunch	RM25
• Transport	RM 5
Saving (Pocket money – Expenses)	RM10

LET'S READ 1

A. Read the talk.

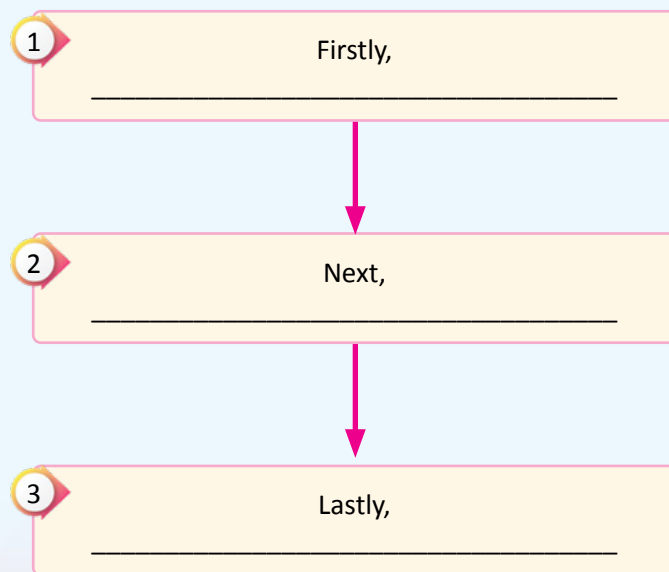
Good morning. I am Encik Jaleel Mashood, a finance officer. Welcome to the course of personalising your budget. Today, I will give a talk on planning a simple budget with the pocket money that you get.

Firstly, list down all the pocket money that you get weekly. For example, you get RM30 from your father and RM10 from your mother. In total, you get RM40 as your pocket money weekly. Next, list down what you spend the money for and total them up. You can call this your weekly expenses.

Let's say your daily lunch is RM5. Therefore, you spend RM25 for your lunch weekly. If you take the public bus to school, you spend RM5 for you transport weekly. In total, you spend about RM30 weekly.

Finally, minus all the expenses from your total pocket money. The balance will be your savings. In this example, your balance will be RM10. You can save RM10 every week and by the end of the month your savings will be RM40. My advice is, plan and spend wisely from now on. With this, I end my talk today. Thank you.

B. Based on the talk above, fill in the flow chart below with the three steps of planning a simple budget.



LET'S WRITE 1

You have attended a talk. Your teacher wants you to share the information about planning a simple budget with the students during the assembly. Write your talk in the space below.

Example:

Paragraph 1:

Good morning friends. I am _____, from Form 5T1. I am here today to give a talk about planning _____ with the pocket money that you get. I am sure many times you would have felt that your weekly pocket money is not enough. Now, let me guide you on how to plan a _____.

Paragraph 2:

Firstly – list down – pocket-money – week – total – example – mother – father – total – per week

Paragraph 3:

Next – list – spend – week – total – weekly – expense – example – spend – public bus – ticket – per day – mean – transport – week – total

Paragraph 4:

Finally – minus – expenses – pocket money – balance – savings – example – balance

Paragraph 5:

advice – spend wisely – end – talk – thank you

A. List the steps of doing a personal budget:

Step 1 : _____
 Step 2 : _____
 Step 3 : _____

B. Complete the email below by changing the words in the brackets into the correct form of past continuous.

Dear mother,
 Something strange happened to me last week. You do know that I love shopping and spending but now I have changed. Last time, I (1) _____ (spend) all my pocket money buying unnecessary things. I (2) _____ (buy) all the latest gel pens that I never used till the ink got dried. My friends (3) _____ (do) the same thing. They (4) _____ (waste) their money buying posters of famous people. We were always looking for new stationeries in the book shops. We (5) _____ (show) off to other friends at school. Now, my friends and I have promised to ourselves not to simply spend anymore. We have planned to save our money.

From:
 Ina

C. Write complete sentences using past continuous form of verbs.

1. They – swim – swimming pool.

2. The students – plan – spend – wisely.

3. The teachers – collect – money – poor girl.

4. She – save – pocket money – buy – gift – mother.

5. En Jaleel Mashood – give – talk – students – how to do a simple budget.

6. The child – make – her – own – coin box.




Listen to the dialogue. Number the pictures in the correct order on how to make a coin box.



LET'S SPEAK 2

You want to open an account at Bank Kerjasama Kita. You call the bank careline to ask about the details. In pairs, take turns to be the customer and the customer service. You may use the points and the expressions below to help you.



- Fill in the application forms
- Bring along:
 - Birth certificate
 - MyKid
 - Parents' ID cards
 - Parents' driving licence
- Deposit money (minimum of RM10)
- Receive debit card

Good morning, Bank Kerjasama Kita, how may ...?

Good morning. I would like to ask about ...

How old are you?

I am ...

Firstly, you need ...

Alright, what's next?

Then, you need to bring along ...

How much do I need to ...?

A minimum of ...

Ok, what else do I ...?

That's all. You will receive ...

Thank you ...



LET'S READ 2

VOCABULARY

rainy day
a time of need or trouble

A. Read the speech bubbles.




We must save for a rainy day. In times of need, we can use the money we have saved. We can cycle or walk to school every day instead of taking a taxi or a bus.



I believe that we must shop wisely. Firstly, we must have in mind what we are going to buy. We should only take enough money to buy what we need.




We must set aside some money from the pocket money that we get. We can do this by saving money every day but in smaller amounts.



Most importantly, we must plan a budget. We can keep track of how much pocket money we are getting and spending.



B. Based on the speech bubbles, answer the following questions.

1. What is the conversation about?
 - a. How to spend less.
 - b. How to shop wisely.
 - c. How to save money.
 - d. How to spend money.
2. Why do we need to save for a rainy day?
 - a. To be used for shopping.
 - b. To be used in times of need.
 - c. To be used to compare prices.
 - d. To be used during rainy seasons.
3. Which statement below is NOT the way to save money?
 - a. We can save every day.
 - b. We must always buy branded things.
 - c. We must take enough money to shop.
 - d. We can put aside some money from the pocket money to save.
4. What should we do with the pocket money we get?

5. Do you save money? Why? 

LET'S WRITE 2

You and your brother plan to buy your mother a birthday gift. Each of you want to contribute RM30. You found a purse and a blouse for your mother. Explain to your brother which gift is affordable. Use the details below to explain.

<p>Purse</p>  <ul style="list-style-type: none"> • Original price RM50 • Has 10% discount • Handmade • Shop is walking distance 	<p>Blouse</p>  <ul style="list-style-type: none"> • Original price RM49.90 • No discount (new arrival) • Handmade • Shop is 3 kilometres away
---	--

I think we should get mother the 1. _____ because she would love having it. She could use it to go to any functions.

Besides, the 2. _____ costs only 3. _____ and it has a 4. _____ . After 5. _____ it will only cost us 6. _____ .

It is 7. _____ and I am sure it is 8. _____ in quality. Furthermore, the shopping complex is only 9. _____ and we can 10. _____ there. We need not take the public transport there.

GAME ON






Read the instructions and complete the task.

INSTRUCTIONS

You need:

- A dice
- Two different coloured counters

- Play in pairs.
- Place the counters on the 'GO' box.
- Take turns to throw the dice.
- Move your counter according to the dice.
- When your counter lands on 'Spelling Bee', the other player will scan the QR code and read it for you.
- When your counter lands on 'Sentence Showdown', you need to create a sentence based on the word scanned on the QR code.

<p>A sum of something.</p>	<p>A person who receives complaints and advises consumers what to do.</p>	<p>Spelling Bee</p> 	<p>Money needed to open bank account.</p>	<p>Not carefully spends money.</p> 
<p>Past continuous forms</p>	<p>VOCABPOLY</p> <p style="font-size: 2em; font-weight: bold;">Sentence Showdown</p> <p style="font-size: 2em; font-weight: bold;">Spelling Bee</p>			<p>Place to keep money at home.</p>
<p>Sentence Showdown</p> 	<p>Spelling Bee</p> 	<p>The money that we keep in the bank.</p>	<p>Sentence Showdown</p> 	<p>Collect RM1 lunch money as you pass</p> <p style="font-size: 2em; font-weight: bold; color: red;">GO!</p>




SCHOOL CULTURE

In this unit, you will learn about:

- introducing new students
- past simple (regular and irregular)
- writing a report
- examination rules

LET'S GET STARTED

1. What is this?
2. Does your school have one like this?
3. What is the motto of your school?




LET'S LISTEN 1

Listen to the pledge and fill in the blanks.



Name of school	1. _____
Location	2. _____
Who are pledging?	3. _____
They need to	4. _____
	5. _____
	6. _____
	7. _____
	8. _____
	9. _____
	10. _____



LET'S SPEAK 1

A. Imagine that you have a new student in class. Using the notes below, introduce yourself to the new student.



- What is your full name?
- How do I call you?
- Where do you live?
- How do you go to school daily?
- How can you help the new student?

Examples:

Use the introduction below to introduce yourself. Always start with a "Hello" or "Hi" when you introduce yourself.

- Hello! My name is Sarina Binti Abu Bakar.
- You can call me Ina.
- I live in Taman Tunku Shafinaz.
- I cycle to school daily.
- I can take you around the school.



B. After introducing yourself, ask the new student a few questions about himself or herself. Role play the dialogue. You may use the questions below.

Examples:

1. How do you go to school?

2. Where do you live?

3. What is your hobby?

4. What is your favourite food?

5. Who is your idol?

PAST SIMPLE

Affirmative and Negative

AFFIRMATIVE	NEGATIVE
1. We <u>took</u> a pledge yesterday. 2. We <u>were</u> happy to do the pledge. 3. The principal and teachers <u>witnessed</u> us taking the pledge. 4. Later, the principal <u>gave</u> us a speech. 5. In his speech, he <u>praised</u> us.	1. We <u>did not</u> take a pledge yesterday. 2. We <u>were not</u> happy to do the pledge. 3. The principal and teachers <u>did not witness</u> us taking the pledge. 4. Later, the principal <u>did not give</u> us a speech. 5. In his speech, he <u>did not praise</u> us.

Regular and Irregular Past Simple

Regular	Irregular
Past simple form ends in -ed	Past simple form does not end in -ed
Examples: witness – witnessed praise – praised	Examples: speak – spoke drink – drank

Adapted from Azar, B. S., & Hagen, S. A. (2009). *Understanding and Using English Grammar: Work book*. Pearson Longman.

A. Read the words aloud. Write 'R' for regular Past Simple and 'I' for irregular Past Simple.

NO.	WORD	R or I
1.	saw	
2.	ate	
3.	dirtied	
4.	messed	
5.	told	
6.	disobeyed	
7.	refused	
8.	left	
9.	went	
10.	made	
11.	spoke	
12.	continued	

B. Underline all the words that are in the past simple forms of affirmative and negative.

1. We planned to do a big project for the school.
2. We did not speak to the teachers last week.
3. We wanted to do something beneficial for the school.
4. We did not tell the teachers that we wanted to make a museum for the school.
5. The teachers agreed with our suggestion.
6. They said that they would support us to make the project a success.
7. We were so happy and thanked all our teachers.

C. Change the words in the brackets into the correct form of past simple.

1. We _____ (make) the school proud.
2. We _____ (do) small projects when we were in the primary school.
3. The teachers _____ (plan) everything with us.
4. The teachers _____ (instruct) us what to do.
5. We _____ (obey) them and _____ (make) all the projects successful.
6. Our parents _____ (give) a helping hand and _____ (provide) the money.

D. Fill in the blanks with words from Exercise A.

Yesterday, some students disobeyed the school rules. They (1) _____ to the canteen before recess and (2) _____. They also (3) _____ a lot of noise at the canteen.

The prefect (4) _____ them to go back to the class after recess but they (5) _____ to. They (6) _____ eating and (7) _____ the canteen.

From the canteen, the boys went to the library. They made a lot of noise in the library and (8) _____ up the library. They (9) _____ the library and returned to their classrooms when they (10) _____ the principal.

LET'S READ 1

A. Read the report.

New Message

To : Discipline Teacher
 From : School Prefect
 Subject : Disobeying School Rules
 Date : 3 November 20__

I was the prefect on duty on 3 November 20__. When I was patrolling, I bumped into a few form four students disobeying the school rules. They left their class early without the teacher's permission. They were found eating at the canteen.

They also did not go back to their classroom after recess. They went to the library, made noise and messed up the place. I advised them to return to their classroom but they ignored and asked me to leave.

I took down their names and student ID for further action.

Reported by,
Abu
 (Abu Hassan Bin Jusni)
 Prefect
 Sek. Men. Teknik Mutiara

Send A 📎 📧

VOCABULARY

disobeyed
 refused to follow rules

permission
 given approval

B. Match the words/phrase with the correct meanings.

1. patrolling	dirtied
2. disobeying	go back
3. without	none
4. permission	not following rules
5. messed up	more
6. return	paid no attention
7. ignored	checking around
8. further	approval to do something

C. Read the statements. Write 'T' for True statements and 'F' for False statements.

- Some form five students disobeyed the school rules on 1 November 20__. _____
- The students ate in the classroom. _____
- From the canteen, they went to the library. _____
- The prefect wrote the report to the principal. _____
- The students ignored the prefect's advice. _____

D. Circle the correct answers.


- What happened on 3 November in Sekolah Menengah Teknik Mutiara?
 - Some form five students disobeyed the school rules.
 - Some form four students were found eating in the classroom.
 - Some form four students were found eating early at the canteen.
 - Some form four students were found eating at the canteen after recess time.
- Where did they go after recess time?
 - They stayed on in the canteen.
 - They went to the library and made noise there.
 - They went back to their classrooms and continued studying.
 - They hung around the school grounds and left school earlier than usual.
- What did the prefect do to the group of students?
 - He punished them.
 - He went to the principal's office to report.
 - He brought them to the discipline teacher's office.
 - He advised and asked them to return to their classroom.
- What would the discipline teacher do to the group of students? 🌸



LET'S WRITE 1

You are the prefect on duty when you caught a student smoking in the school toilet. Write a report to the discipline teacher describing the case. You may use the points below to help you.

- on duty – patrolled – school compound
- smelt – burning – toilet
- checked – heard – talking – smoking
- names – student ID
- further action



New Message

To : _____

From : _____

Cc : _____

Re : _____

Date : _____

I was the prefect _____

Reported by,

(_____)

Send

ENRICHMENT

A. Rewrite the sentences into the correct form of past simple.

1. The principal instruct the students to help the library assistant yesterday.

2. The students carry all the books into the library yesterday.

3. The library assistant ask them to lay the books at the front desk.

4. The students leave the books there and go out of the library.

5. The same students come back to the library with more books.

6. The library assistant tell them to rest before collecting more books.

B. Change the affirmative form into the negative form of past simple. Rewrite the paragraph.

A few boys and girl from Form Five Technique (1) were called up by the principal. He (2) was furious with them. They (3) disobeyed the school rules a few days ago. They (4) arrived at school late and (5) went to the canteen to eat. After eating, they (6) walked into the class proudly. They (7) answered the teacher rudely and (8) stood behind the class. The teacher (9) went downstairs and (10) reported the matter to the principal.

LET'S LISTEN 2



A. Listen to the announcement. Then, tick (✓) at what the principal has asked the students to do.



1. Greet everyone you meet.



2. Learn to say 'Excuse me.'



3. Sweep the classroom.



4. Offer help to teachers.



5. Thank the teachers.



6. Put a smile on your face.

B. Listen to the announcement again. Then, fill in the blanks.

1. The Principal is not pleased with the students _____.
2. The students should be _____ such as greeting everyone you meet at school.
3. The students also should be _____ especially when they walk into teachers carrying heavy things.
4. The students should be _____. They should thank the teachers before they leave the classroom.
5. The students should be _____ and always smile at everyone they meet.
6. The students should be _____ such as sweeping the floor, cleaning the whiteboard, dusting the windows and others.

LET'S SPEAK 2

In pairs, role play the following situations.

Example:

1. As the prefect on duty, if you caught students coming late to school, what advice would you give?

2. As a librarian, if you saw students leaving the books on the table after reading them, what advice would you give?

3. If you saw a group of students scribbling on the school walls, what advice would you give?

4. If you saw your classmates cheating in the examination, what would you do?

5. If you saw teachers carrying a lot of books, what would you do?

VOCABULARY

scheduled
planned

candidates
people who are considered suitable for something

LET'S READ 2

A. Read the rules.

Examination Rules for the Students

1. The candidates should reach the examination room or hall at least 10 minutes before the scheduled time.
2. No additional time will be given to candidates to answer if they are late.
3. Do not bring your mobile phones into the examination room or hall.
4. Bring your own stationery into the examination hall.
5. Candidates found cheating or copying will not be allowed to continue taking the examination.
6. Candidates are not allowed to talk until answer sheets are collected.

B. State 'Allowed' or 'Not Allowed' for the statements below.

1. A candidate reaches the examination hall 20 minutes before time. _____
2. A candidate requests more time to answer. _____
3. A candidate brings his calculator into the examination hall. _____
4. A candidate brings his mobile phone into the examination hall. _____
5. A candidate talks to his friend before their answer sheets are collected. _____

C. Tick (✓) the correct answers.

1. Why are the candidates asked to be in the examination hall 10 minutes before time?

<input type="checkbox"/>	To start the examination early.
<input type="checkbox"/>	No extra time will be given if they are late.

2. Why are candidates not given extra time to answer if they are late?

<input type="checkbox"/>	They have to be punctual.
<input type="checkbox"/>	They might copy each other.

3. Why can't the candidates bring their mobile phones into the room or hall? 🧠

LET'S WRITE 2

Your friend was absent from school. She has not seen the notice on the examination rules. Write a conversation telling her about the rules.

- First – reach early – 10 minutes
- If late – no extra time
- Gadgets – not allowed
- Bring – stationery – no borrowing
- Talking – copying – cheating – cannot continue

? You may use these expressions to ask:

- What happens if ...?
- Can we ...?
- Are ...?
- Must we ...?

💡 You may use these expressions to explain:

- We should ...
- We shouldn't ...
- We must ...
- We mustn't ...
- We can't ...
- Do not ...
- If we are ...

Student 1 : _____

Student 2 : _____

Student 1 : _____

Student 2 : _____

Student 1 : _____

Student 2 : _____



Play in groups of four. State the dos and don'ts at these places in school. The fastest to complete with the correct statements is the winner.

CANTEEN	
Dos	Don'ts
1. _____	1. _____
2. _____	2. _____
3. _____	3. _____

LIBRARY	
Dos	Don'ts
1. _____	1. _____
2. _____	2. _____
3. _____	3. _____

EXAMINATION HALL	
Dos	Don'ts
1. _____	1. _____
2. _____	2. _____
3. _____	3. _____

CLASSROOM	
Dos	Don'ts
1. _____	1. _____
2. _____	2. _____
3. _____	3. _____

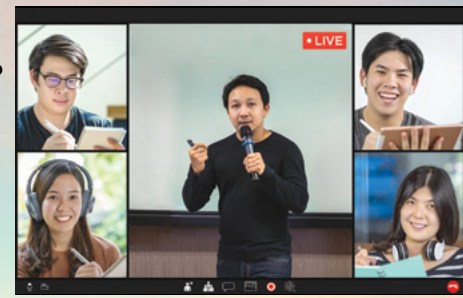


e-LEARNING AT SCHOOL

In this unit, you will learn about:

- how to join online classroom
- review of present continuous tense
- benefits of online classroom
- writing an email

- LET'S GET STARTED**
1. What is the teacher doing?
 2. How is he conducting his class?
 4. Have you taken part in any sessions like this?



LET'S LISTEN 1



Listen to the audio. Then, fill in the blanks.

How to Join a Maxstudy Classroom



Go to (1) _____ and click (2) _____

Sign in with your (3) _____ and (4) _____

At the top, click (5) _____

Enter the (6) _____ and click (7) _____

Your classmate was absent and she missed the lessons. Explain to him or her the steps to join the online class. You may use the points and sequence connectors provided.

- Go to classroom.maxstudy.com
- Click 'Sign in'
- Insert password
- Click 'Join Class'
- Enter the class code
- Click 'Join'

You may use these sequence connectors:

- First, ...
- Next, ...
- After that, ...
- Lastly, ...

How to join ...?

First, go to ... and click ...

Then, what should I ...?

Next, insert ... and ...

Alright, what's next?

After that, enter the ... and ...



MAXSTUDY
on Meet, allow
s video camera
hone
Privacy Policy

REVIEW OF PRESENT CONTINUOUS TENSE

Remember that,
if you are using '*is + _____ ing*' and '*are + _____ ing*', you are informing what you are doing now.

A. Change the underlined words into the correct forms of present continuous tense. Then, rewrite the sentences.

1. She waters the flower plants.

2. Many teachers do online teaching nowadays.

3. Students enjoy the lessons on Maxstudy Classroom.

4. The teacher meet the students online during classes.

5. The teachers upload interesting exercises for the students to do at home.

6. The students not waste their time at home now.

B. Tick (✓) the correct responses from the list provided below.

1. Are the students going to school now during the pandemic season?

<input type="checkbox"/>	The students going to school during the pandemic season.
<input type="checkbox"/>	The students are not going to school during the pandemic season.

2. Are the teachers conducting lessons online?

<input type="checkbox"/>	The teachers is conduct lessons online.
<input type="checkbox"/>	The teachers are conducting lessons online.

3. Is the teacher doing face-to-face lessons during the pandemic season?

<input type="checkbox"/>	The teacher is not do face-to-face lessons during the pandemic season.
<input type="checkbox"/>	The teacher is not doing face-to-face lessons during the pandemic season.

VOCABULARY

access
have a right to use or see something

attachment
a document that you send to somebody using email

LET'S READ 1

A. Read what teachers say about Maxstudy Classroom.

Once my students get into my Maxstudy Classroom with the class code, they will click into STREAM. My students can view and access announcements that I make, assignments that I upload, discussion topics that I want to do and comments that I make in the STREAM.



Puan Raihana

My students use the post to ask questions about class or assignments and cooperate with other students in the class. I share here relevant resources related to the topic I teach.



Miss Yi Ting

Announcements will appear in the STREAM. The students can read and leave comments. My students and I can view all the comments. If the announcement has attachments, my students can also view the files, links or videos.



Madam Seetha

B. Match the meaning to the words from the text above.

1	to look
3	messages to be informed
4	work that students do
5	to put something online
6	work together
7	giving opinions

upload
comments
view
assignments
cooperate
announcements

C. Answer the questions.

1. What will the students do once they get the class code?

2. What does Puan Raihana upload in the stream?

3. How does Miss Yi Ting know that her students cooperate in her online class?

4. What can Madam Seetha's students do after reading the announcements made by her?

5. Is online classroom interesting? Why? 🌸

LET'S WRITE 1

A. Read a letter from your sister to you. She is studying in a residential school like you.

Form 4 Insan,
Sek. Men. Agama Timur,
06000 Jitra,
Kedah Darul Aman.
12 October 20__

Dear sister,

How are you? I am fine here and hope to hear the same from you too. I received your letter on 3 October 20__.

In the last letter, you said your teachers are using Maxstudy Classroom to conduct lessons. Can you please tell me the benefits of using Maxstudy Classroom? We are still using the traditional teaching and learning techniques but with social distancing. I really hope to get a reply from you soon. Bye.

Your sister,
Arun

B. Write a reply to your sister. Tell her some benefits of Maxstudy Classroom to students. You may use the points given below.

- flexible
- fun and interactive
- saves time and money

Dear sister,

Your sister,

A. Unscramble the letters to guess the meaning.

1. I N O E L N _____ connected to the internet
2. S C A E S C _____ allowed to use or see something
3. I W E V _____ to look at something
4. K S I L N _____ connections
5. T B I E E N F _____ advantage

B. Rewrite the sentences by changing the underlined words into the correct form of present continuous tense.

1. Hannah goes to school.

2. Mom cooks spaghetti in the kitchen.

3. Dad cleans the drain.

4. Miss Zarina teaches English language.

5. The audience clap their hands.

6. Somebody knocks on the door.

7. Shhh! My little sister sleeps in her cot.

8. Look! It rains outside.

9. The woman who leans against my car is my eldest sister.

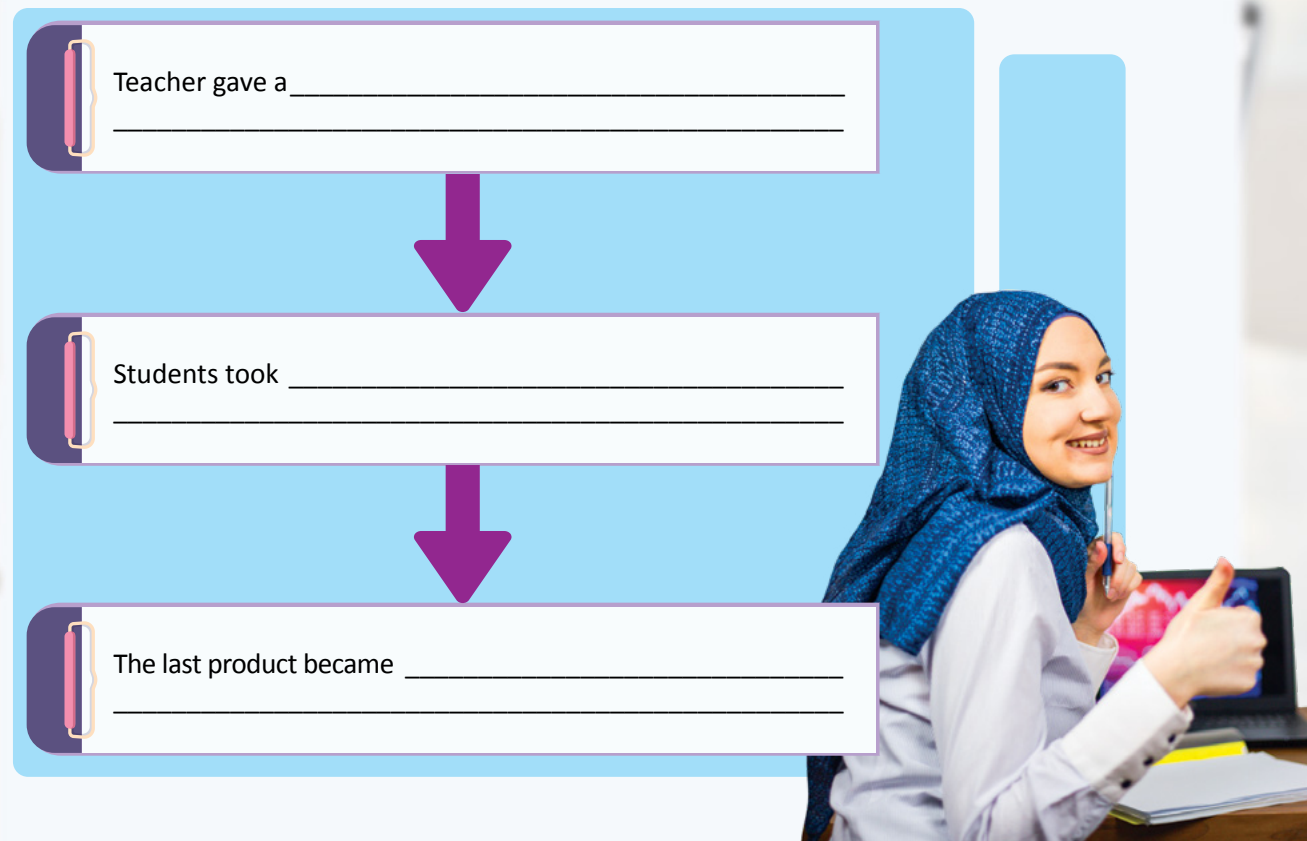
10. Today, I go shopping with my mother.



A. Listen to the audio. Then fill in the table below.

Type of class	1. _____
Subject	2. _____
Website	3. _____
Participants	4. _____
Online class is	5. _____

B. Listen to the audio again. Then, fill in the flow map about how the activity was conducted in the class.



determined
doing something wholeheartedly

LET'S SPEAK 2

A. Some of your classmates prefer studying online, while some prefer face-to-face learning. Study the details of both learnings below.

face-to-face	online
<ul style="list-style-type: none"> • Direct response from teachers • May easily get distracted by ther students • May reach school late 	<ul style="list-style-type: none"> • Direct response may be unavailable • May not easily get distracted by other students • May reach class on time

B. In pairs, choose one type of learning and make comparison.

You may use these expressions while comparing

- I think ... better than ...
- I prefer ... because ...
- However, ... compared to ...
- It's true, unlike ...
- On the other hand, ...
- ... differs from ...

Examples:

I think face-to-face learning is better than ... because ...

I prefer online because ...

However, we may ... compared to ...

It's true, unlike face-to-face ...

On the other hand, ...

Online learning differs from ...

LET'S READ 2

A. Read the dialogue.

Samsuri : Hey, Arun! Did you read in the newspaper about a girl in Sabah, who had to spend her night in a tree? She needed proper internet access to sit for her online examinations.

Arun : Oh, yes, I did. She's Veveonah Mosibin, an 18-year-old Universiti Malaysia Sabah (UMS) student. She sat for a few papers online.

Samsuri : She had to climb up a hill and make a bamboo hut. She wanted to use it to sit for her online examination.

Arun : Unfortunately, the hut was destroyed during a heavy rain.

Samsuri : Poor girl. She had to spend one night on top of a langsung fruit tree for the examination.

Arun : It seems she chose to hike up a hill to study online every day but for the examination, she needed a strong and an uninterrupted connection of internet.

Samsuri : You know Arun, with her, she took only three packets of leaf-wrapped rice, a bottle of water, some study tools and a mosquito net.

Arun : I really don't know how to describe her but for me she is a very determined person!

Samsuri : Yes, she is.



B. Match the words with the meanings provided.

- proper
- hut
- destroyed
- uninterrupted
- connection

- crashed
- link
- good
- wooden shelter
- undisturbed

C. Answer the questions.

- Who were Samsuri and Arun talking about?

- Why did Veveonah Mosibin spend her night in a tree?

- What happened to the hut?

- Where did Veveonah Mosibin study online every day?

- Would you be as determined as her? Why? 🌸

LET'S WRITE 2

You and your classmates enjoy attending the online English classes. Write an e-mail to your parents telling them about your online English classes. You may use the notes provided below.

- Number of classes a week : 5 times
- Teacher’s name : Miss Sara
- Platform being used : MaxMeet
- Participants : Miss Sara and your 25 classmates
- Lesson : Writing a song activity
- Description : teacher gave a song – finding present continuous tense – understood the forms – created our own songs with present continuous tense – great song writers – interesting lesson

To : _____
 From : _____
 Subject : Online English Lessons
 Date : _____
 Time : _____

Dear Dad and Mum,
 I would like to share with you about my online English lessons. We have five English online classes every week. Our English teacher is Miss Sara. She uses _____

From,
 ()

GAME ON

Read the instructions and complete the task.

- ### INSTRUCTIONS
- Play in pairs with one student as ‘O’ and the other as ‘X’.
 - Take turns choosing any square to try to answer “3 in a row”.
 - Answer the question and the other player will judge the answer with teacher assistance, if necessary.
 - If correct, the player places (O or X) in the square.
 - If incorrect, the square stays as it is.
 - The first to get “3 in a row” horizontally, vertically or diagonally is the winner.

Synonym of <i>participate</i>	Press one of the mouse buttons	Make a sentence using present continuous tense
Antonym of <i>sign in</i>	International computer networks	People who take part in a competition
Make a sentence using present continuous tense	Opposite of online learning	Person who does something with all their heart

“Tic-Tac-Toe”

Points:

PLAYER 1	PLAYER 2



WELLNESS

In this unit, you will learn about:

- healthy activities
- quantifiers
- writing a diary
- healthy meals

LET'S GET STARTED

Answer these following questions.

1. What do you do to stay healthy?
2. Do you think it is important to stay healthy?



LET'S LISTEN 1



A. Listen to the conversation between Agnes and her future client. Then, answer the following questions.

1. What is the name of Agnes's future client? _____
2. What are they talking about? _____
3. Where does Agnes work at? _____

B. Listen to the conversation again. Help Agnes to complete the registration form for her future client by filling the blanks and ticking (✓) the right column.

1. FULL NAME: _____

2. ARE YOU OVER 18? Yes No

3. CURRENT WEIGHT 45 - 50 kg 51 - 60 kg 61 - 70 kg
 71 - 80 kg 81 - 90 kg 91 - 100 kg
 >100 kg

4. HEIGHT 140 - 150 cm 151 - 160 cm 161 - 170 cm
 171 - 180 cm 181 - 190 cm 191 - 200 cm
 171 - 180 cm

MEDICAL QUESTIONNAIRE

5. DO YOU HAVE ANY DISEASES? Yes No If yes, please specify _____

6. WHICH PROGRAMME ARE YOU SIGNING UP FOR?
 3 Months Premium 6 Months Premium One Year Premium

LET'S SPEAK 1

Discuss with your partner and complete the comic strip with suitable responses using the suggested activities. Then, act out the dialogue.



cycling – fun – challenging – healthy



mountain hiking – thrilling – adventurous – helps – reduce stress

You can give suggestions using these expressions:

- You should ... because ...
- My advice is to ... because ...
- Why don't you ... because ...
- You might try ... because ...



zumba – entertaining – fun – able to socialise – happy



eating healthy – improve health – boost energy levels – feel better

GROWING RANGE OF QUANTIFIERS

- all both any a few a lot of (too) much (too) many

- Quantifiers are used before a noun to express quantity.
- Some quantifiers can be used for both countable and uncountable nouns.

Quantifiers for countable nouns	Quantifiers for uncountable nouns	Quantifiers for both countable and uncountable nouns
(too) many a few both	(too) much a little	any a lot of all
<ol style="list-style-type: none"> She has too many handbags in her wardrobe. There are many people in the shopping mall. Mr.Lim borrowed a few books from the library. There are a few plastic cups on the table. Mariam succeeded in selling both paintings to the collector. 	<ol style="list-style-type: none"> He spends too much time designing his new products. There isn't not much rice left at home. How much money do you need for a new shirt? You can add in a little sugar in the drinks. I only drank a little milk this morning. 	<ol style="list-style-type: none"> Is there any seat left for me in the hall? Do you have any suggestions? I have a lot of coins in my coin box. She donates a lot of money to the orphanage. All my family members are wearing new clothes.



Fill in the blanks with suitable quantifiers.

- I listen to _____ songs when I go out for a walk.
- He spilled _____ yoghurt on the table.
- We brought along _____ energy bars for our hike trip.
- This drink is too sweet. She might put _____ sugar in it.
- There were _____ people at the coffee shop this morning.
- He spends _____ money to do things that he likes.
- Aminah invited _____ of her colleagues for dinner.
- Ranjit cooks _____ food for the birthday party.



VOCABULARY

- extreme**
intense
- restrict**
limit
- equipment**
a set of tools

LET'S READ 1

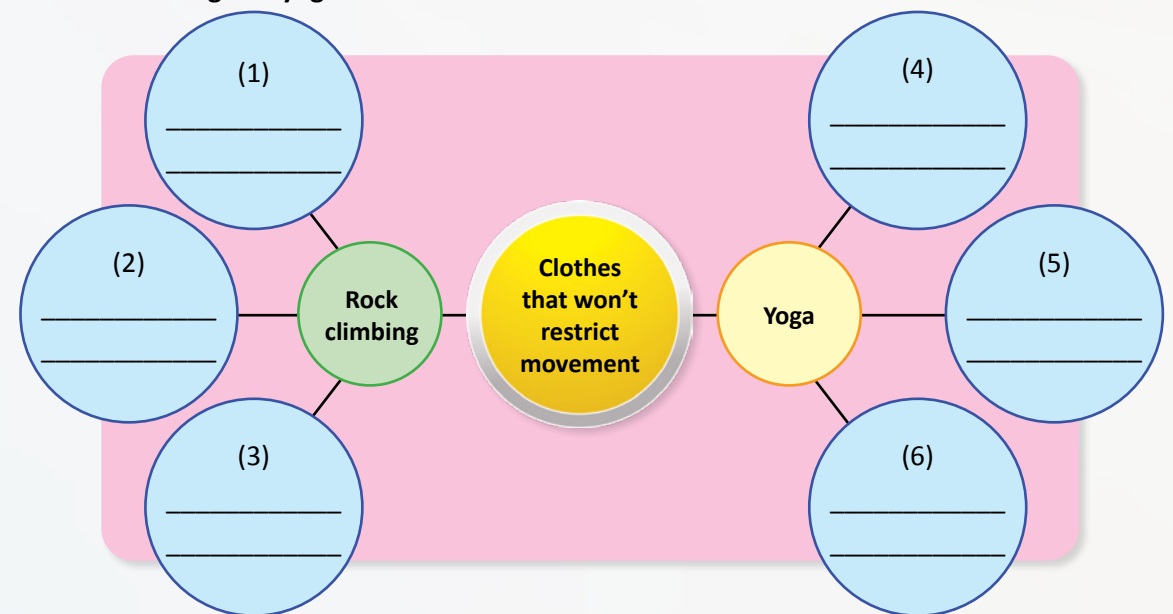
A. Read the text below.

I really enjoy rock climbing. It is thrilling. In fact, I love all extreme outdoor activities that allow me to challenge my own limit. It also helps me to keep fit. I need special equipment for rock climbing. They are important to keep me safe while doing the activity. I wear clothes that won't restrict my movement. I need to use shoes that are specifically designed for rock climbing.



I love doing yoga. It is really relaxing. It helps me to stay calm in every situation. It helps to reduce my stress level. I do not need any special equipment to do it. I just need a yoga mat and wear clothes that won't restrict my movement to do yoga. I don't need shoes or any safety gears because I do it in my own house.

B. Based on the text, complete the double bubble map below with the differences between rock climbing and yoga.



Imagine you and your friends joined a mountain bike adventure. Write a diary entry based on the programme tentative below. You may use the points given below.

Mountain Biking @ Bukit Kiara Park

- 6:30 a.m. - Registration
- 6:50 a.m. - Participants assemble at the starting point
- 7:10 a.m. - Safety and biking procedure briefing
- 7:30 a.m. - Mountain bike experience begins
- 12:30 p.m. - Finish



- some – friends joined – programme too
- early morning- registered ourselves – the information desk – filled in forms
- met a lot of people
- assembled – starting point – briefed on – procedures
- stopped – had breakfast – beautiful view – calm and relaxed – fresh and cooling
- trail – easy – challenging towards – end
- headed back to the starting point – feel both happy and proud

Dear diary,

Today, I joined a mountain bike programme at Mount Kiara Park. Some of my friends joined the programme too. _____

It was such a good experience. I really enjoyed the activity.

A. Complete the list below.

TO-DO LIST




Example:
I plan to go ice-skating.




1. _____




2. _____



3. _____



4. _____



5. _____

B. Tick (✓) the expressions below that we can use for giving suggestions.

- 1. Why don't you ...
- 2. I have no doubt that ...
- 3. You should ...
- 4. In my opinion ...
- 5. My advice is to ...
- 6. You might try ...

C. Underline the correct answers.

- 1. We need to go now because we don't have much , many time left.
- 2. She gave me too much , many food.
- 3. "How much , many do I have to pay for this yoga mat?" the customer asked.
- 4. There are a few , a little apples in the refrigerator.
- 5. Avoid putting too much , many salt in your food.
- 6. She doesn't eat too much. She only eats a few , a little rice with vegetables.
- 7. These two activities are good for stress reliever. I want to try any , both .
- 8. Sarah, Raju and Yee Feng are going to the cinema. They are all , both happy to meet each other again.

LET'S LISTEN 2



A. Listen to the audio and answer the following questions.

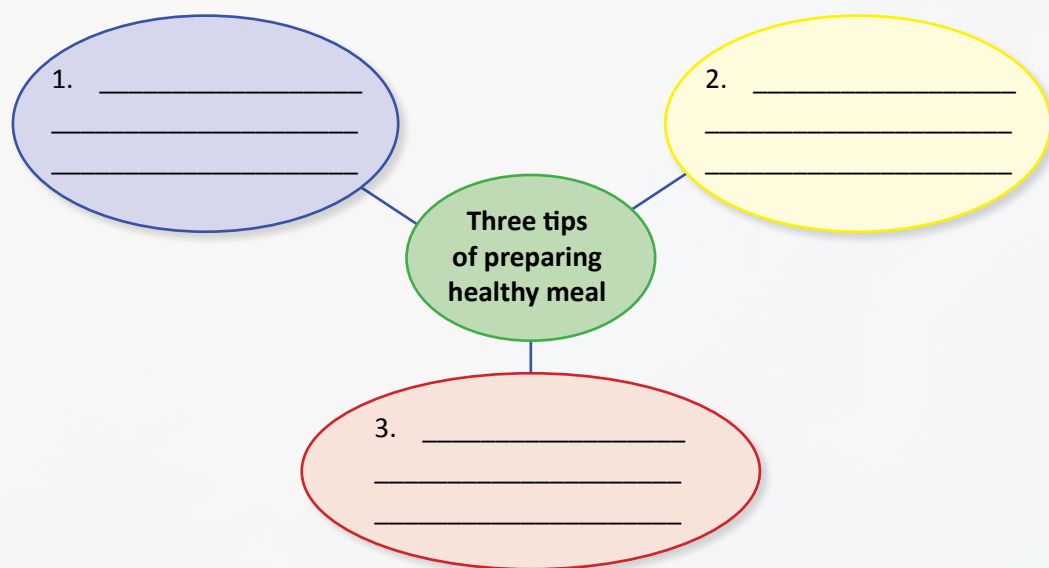
1. What is the audio about?
2. What is the benefit of having a healthy meal?

B. Listen to the audio again and circle the correct answers.

1. Which of the following is one of the ways to prepare a healthy meal?
 - a. To exclude anything that may cause harm to our body in our meal.
 - b. To eat everything in an appropriate amount.
2. Why do we need to limit sugar in our meal?
 - a. It is unhealthy and harmful for our body.
 - b. It can cause high blood pressure.
3. What are the two healthy cooking methods?
 - a. Steaming and grilling.
 - b. Frying and deep frying.
4. What will happen if we use an unhealthy cooking method to prepare a meal?
 - a. It may cause harm.
 - b. It may cause harm to our body.
5. From the listening text, which of the following meets all the criteria for a healthy meal?
 - a. Fried chicken rice
 - b. Roasted chicken rice



C. Listen to the audio again, and complete the bubble map below.

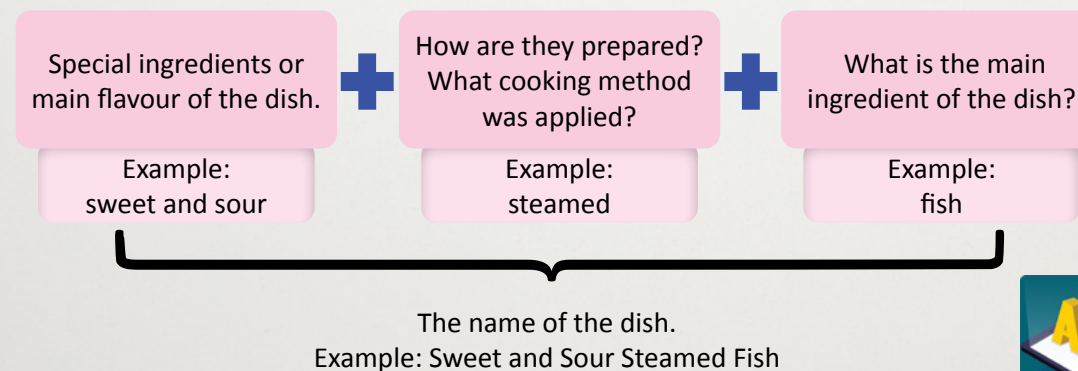


LET'S SPEAK 2

A. In pairs, create a healthy mystery dish and share the recipe. You may follow the steps given to create your mystery dish below.

1	2	3	4
<p>Choose your main ingredients.</p> <p>Examples: vegetables, chicken, squid, beef</p> <p>We will use _____ as the main ingredient.</p>	<p>Pick ingredients that bring out the flavour that you want.</p> <p>Examples: spicy/sweet/salty/sour/mix of flavours</p> <p>We want our dish to taste _____ so we will add _____ into our dish. As a result, this dish will have a strong/ a little hint of these special ingredients.</p>	<p>List out other ingredients that you want to add into your dish.</p> <p>We will be adding (some/ a little / a few/ a lot of) _____, _____, and _____ into our dish to enhance the taste.</p>	<p>Choose the cooking method.</p> <p>Examples: boiled/steamed/roasted/grilled</p> <p>Our healthy mystery meal will be using _____ cooking method to make it healthier.</p>

B. Then, present your recipe to the class. You can name the dish by using the method below.



TEACHER'S NOTE
Teacher guide the pupils to scan the AR application for Activity B.

LET'S READ 2

A. Read the text below.

Delicious Healthy Food

Finding food that is both healthy and delicious is surprisingly easy. In fact, most of these healthy foods can be found in any stores. Here are a few categories of delicious healthy foods which are the vegetables, fruits, nuts, and seeds.

Vegetables are one of the healthiest foods that are rich in nutrients. There are various types of vegetables available such as asparagus, broccoli and carrots. These vegetables are packed with nutrients like vitamin K and fibre.

Next in line are fruits. This healthy food category is very popular because they are not only delicious but also very beneficial to one's health. Apples, oranges and strawberries are very high in antioxidants such as vitamin C and E.

Last but not least are the nuts and seeds category. These crunchy healthy foods offer important nutrients such as magnesium and vitamin E. Walnuts, almonds and chia seeds fall under this category. The majority of healthy food are safe to be consumed. Nevertheless, before you start eating any of these healthy food, make sure you are not allergic to it.

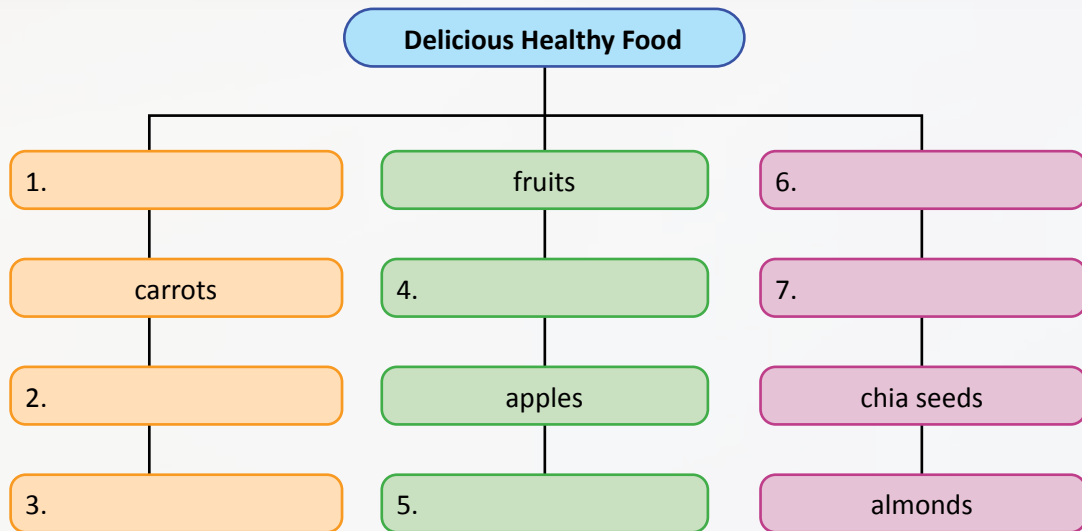
VOCABULARY

beneficial
useful

allergic
sensitive

Adapted from Gunnars, K. (13 June, 2019). 50 Foods That Are Super Healthy. Retrieved 10 November, 2020, from Healthline: <https://www.healthline.com/nutrition/50-super-healthy-foods>

B. Based on the text, complete the tree map below.



C. Why do you think our body needs all these nutrients? 🌸

LET'S WRITE 2

Write your 'Healthy Meal' recipe from Let's Speak 2 activity in the box provided. You may use phrase or words given to help you write your recipe.

mince	cut	slice
stir	seasoned	add
stir fry	pour	tablespoon
blend	sprinkle	mix

INGREDIENTS

STEPS

First, prepare all the ingredients.

Next, _____

After that, _____

Then, _____

Finally, _____

Insert your healthy dish picture here

Name of recipe: _____


Follow the instructions. Then, complete the task.

Put a finger down "Self-Care Edition"

INSTRUCTIONS

1. Play in groups of four.
2. Hold up your 10 fingers.
3. Take turns to read the statements.
4. Put a finger down if you have done it.
5. The person with most fingers down wins.

- | | | | | |
|--|--|---|---|--|
| 1. Put a finger down if you went for a jogging yesterday. | 2. Put a finger down if you had vegetables in your dinner last night. | 3. Put a finger down if you had your breakfast this morning. | 4. Put a finger down if you have done something to release your stress this week. | 5. Put a finger down if you had any fruits yesterday. |
| 6. Put a finger down if you did some exercises at home yesterday. | 7. Put a finger down if you drank more than 1.5 litres of plain water yesterday. | 8. Put a finger down if you did any sports activities in the past months. | 9. Put a finger down if you read any motivational books in the past months. | 10. Put a finger down if you cooked something healthy this week. |
| 11. Put a finger down if you had at least 6 hours of sleep last night. | 12. Put a finger down if you have done any activities together with your family. | 13. Put a finger down if you have cut down your sugar intake. | 14. Put a finger down if you went to bed early last night. | 15. Put a finger down if you listened to relaxing music in the past weeks. |




SHOPPING AND ONLINE SHOPPING

In this unit, you will learn about:

- the difference between physical shopping and online shopping
- question tags
- writing a message
- how to start selling online

LET'S GET STARTED

1. What type of shopping can be seen in picture A and B?
2. What are the differences between both types of shopping?



Picture A



Picture B

LET'S LISTEN 1

Listen to the audio. Then, circle the correct answers.



1. Rina is _____.
 - a. a wise shopper
 - b. an online shopper
 - c. a physical shopper
 - d. a satisfied shopper
2. Why does Rina like to go to the stores?
 - a. She likes outdoor activity.
 - b. She prefers driving to the stores.
 - c. She prefers to check the items herself.
 - d. She does not satisfy with the items sold online.
3. How is Seetha different from Rina?
 - a. Seetha prefers online shopping.
 - b. Seetha prefers physical shopping.
 - c. Seetha is a wiser shopper than Rina.
 - d. Seetha does not check the quality of the items.
4. How does Seetha shop?
 - a. She drives to the stores.
 - b. She turns on her laptop.
 - c. She places the order online.
 - d. The stores deliver her items.
5. Which statement below is TRUE about online shopping?
 - a. It saves time.
 - b. People can bargain the prices.
 - c. People cannot compare prices.
 - d. It can only be done by going to the stores.



In pairs, take turns to describe what people do in the situations below.

Situation 1- Shopping in a mall



What does she need?

trolley – basket

What is she doing?

hold – trolleys or basket
pick – items
move – section to section

How does she pay?

queue – card – cash

Situation 2- Shopping online



What does she need?

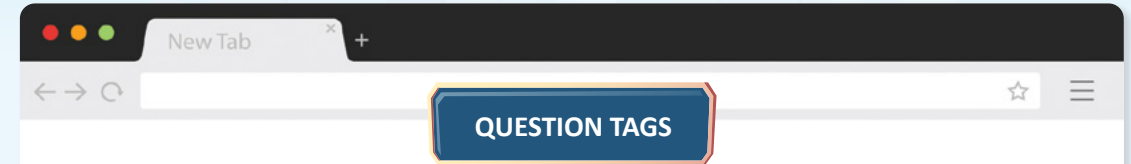
Smartphones – laptops

What is she doing?

sign in/ browse – websites
pick – items
compare – prices

How does she pay?

click – place order



Positive Statement – Negative Question Tags	Negative Statement – Positive Question Tags
She is buying. She is buying, isn't she?	She isn't buying. She isn't buying, is she?
You will buy tomorrow. You will buy tomorrow, won't you?	You won't buy tomorrow. You won't buy tomorrow, will you?
He can go shopping. He can go shopping, can't he?	He can't go shopping. He can't go shopping, can he?
She wants to pay with her credit card. She wants to pay with her credit card, doesn't she?	She doesn't want to pay with her credit card. She doesn't want to pay with her credit card, does she?

A. Fill in the blanks with the question tag.

- That cap is yours, _____?
- The girls were here last night, _____?
- Your father is quite young, _____?
- Those apples are sweet, _____?
- Your mother isn't working now, _____?
- Mei Ling isn't dancing, _____?
- You weren't at the party, _____?
- Paul was absent yesterday, _____?

B. Complete the dialogue with the correct question tags.

- Janet : Jamilah went shopping to the mall yesterday, (1) _____?
- Leela : Yes, I saw her with her husband and children.
- Janet : She loves shopping, (2) _____?
- Leela : Yes, she does. But, she didn't spend all her money on new handbags, (3) _____?
- Janet : I don't think so. After all, her husband doesn't mind, (4) _____?
- Leela : She is very lucky, (5) _____?



LET'S READ 1

A. Read the message.



Dear May Yee,
 Since we plan to bake a Japanese cotton cheesecake for May Lee's birthday tomorrow, I need you to help me get some of the ingredients. I didn't have time to buy them as I was in a hurry for a meeting. I left RM50 on the dining table. Please go to Seng He Mini Market to get the items listed.

Firstly, buy two packets of flour and a packet of sugar. We still have some cheese, butter and vanilla extract in the fridge, so you don't have to buy any. Also get me a dozen of large eggs, I'll prefer the organic as they are healthier. Don't buy the small size eggs because we don't want to spoil the recipe, do we?

Since your sister loves blueberries, we are going to garnish the toppings with some whipping cream, blueberry sauce and fresh blueberries. Just buy 500 grams of blueberries and a pack of whipping cream as we still have the sauce in the fridge. I think RM50 would be enough. You can keep the balance as your pocket money.

Love,
 Mom



VOCABULARY

ingredients
 things needed to make a particular dish

organic
 chemical-free products

garnish
 decorate

B. Fill the table below with what to and what not to buy from the store.

WHAT TO BUY	WHAT NOT TO BUY
1. _____	6. _____
2. _____	7. _____
3. _____	8. _____
4. _____	9. _____
5. _____	10. _____

C. Read and write 'T' (True) or 'F' (False) for the following statements.

- May Yee and May Lee are siblings.
- Mom couldn't buy the ingredients because she was busy in the kitchen.
- Mom asked May Yee to buy 12 organic eggs.
- May Lee loves raspberry cheesecake.

LET'S WRITE 1

Based on the message from Let's Read 1, write a reply message to your mother. You may use the words or phrases given below.




- You may use the expressions below to explain
- I bought ...
 - I spent about ...
 - The items cost ...
 - I paid ...
 - The balance is ...

Dear _____,

I have done the errands and here are the details. You gave _____

Your _____





A. Choose the correct positive and negative question tag to fill in each blank. Follow the example below.

were they? has she? aren't they? doesn't she? didn't you? did they?

- Those books are sold online, _____?
- The dresses weren't sold in that Mall, _____?
- The students didn't save their money, _____?
- You bought the toiletries from the Watsons, _____?
- Selina hasn't done her shopping for Christmas, _____?
- She buys all her vegetables and meat from Ah Seng Mini Market, _____?

B. Circle the correct question tags below.

- You haven't taken your breakfast, _____?
a. has you?
b. have you?
c. haven't you?
- They went early to the bank, _____?
a. did they?
b. have they?
c. didn't they?
- Lisa and Asha don't buy all their handbags online, _____?
a. do they?
b. does she?
c. aren't they?
- I can't fit into this dress that I bought online, _____?
a. can I?
b. did I?
c. haven't I?
- I know you won't buy me that watch, _____?
a. will you?
b. won't you?
c. would you?



A. Listen to the conversation and fill in the blanks.

Who lodged the complaint?	1. _____
What did she buy?	2. _____
When did she buy the item?	3. _____
How much did she pay?	4. _____
What issues she found on the item?	5. _____ 6. _____

B. Listen to the conversation again. Circle the correct answers.

- Latchumi was complaining to the _____.
a. buyer
b. employee
c. police officer
d. customer service
- She complained about _____.
a. receiving different size of dress
b. receiving different type of dress
c. receiving different colour of dress
d. receiving different size and colour of dress
- Which dress was Latchumi supposed to receive?

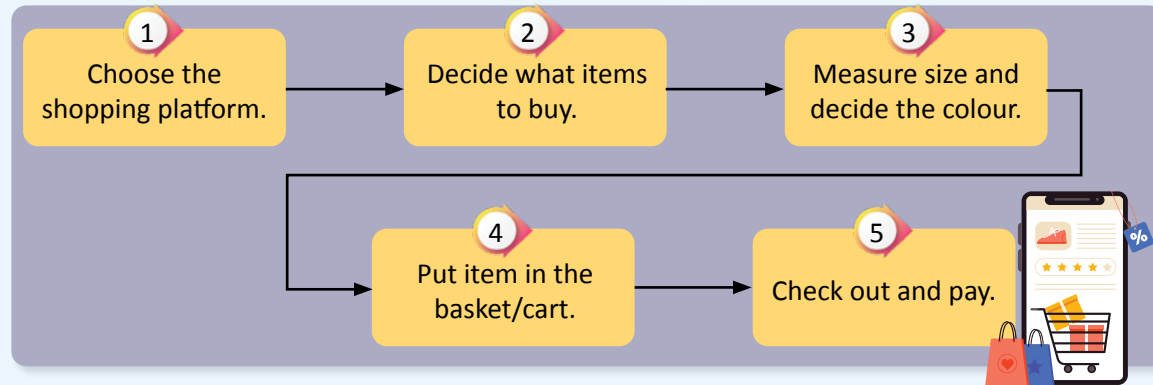
	Size	Colour
a.	Medium	Red
b.	Medium	Yellow
c.	Large	Orange
d.	Large	Red

- What is Marginah Store going to do to overcome this problem?
a. It will return the money.
b. It will resend the right dress.
c. It will not replace the dress for Latchumi.
d. It will investigate the matter and get back to Latchumi.



LET'S SPEAK 2

A. Study the flow chart on how to buy online.



B. In pairs, take turns to discuss buying new shoes online.

How to buy things online?	First, ...
Which website do you want to buy from?	I want to buy from ...
What items do you want to buy?	I want to buy ...
What is your size?	My size is ...
Which colour do you prefer?	I like ...
How do you want to pay, online banking or pay through the website account?	I prefer paying through ...



LET'S READ 2

A. Read what students say about online shopping.

There is a high demand of buying and selling things online. This is a positive trend for the modern world because it creates good job opportunities for people to improve their income and well-being.



People these days are so busy with work and study. They have no time to shop at retail stores. Shopping online helps them save their time. They prefer shopping online because it does not require the buyers to go to the shops. These days shopping is easy by just a click.



Online shopping gives advantages to the consumers. It allows consumers to browse for products and check prices. People make better decisions after considering the prices, sizes and models. The T-shirt I bought online was much cheaper than the T-shirts at the retail stores.



B. Match the word with its meaning.

- | | |
|----------------|---|
| 1. consumers | need |
| 2. browse | the desire for particular goods or services |
| 3. products | buyers |
| 4. considering | search |
| 5. require | items |
| 6. demand | thinking carefully |

C. Based on the text, answer the questions below.

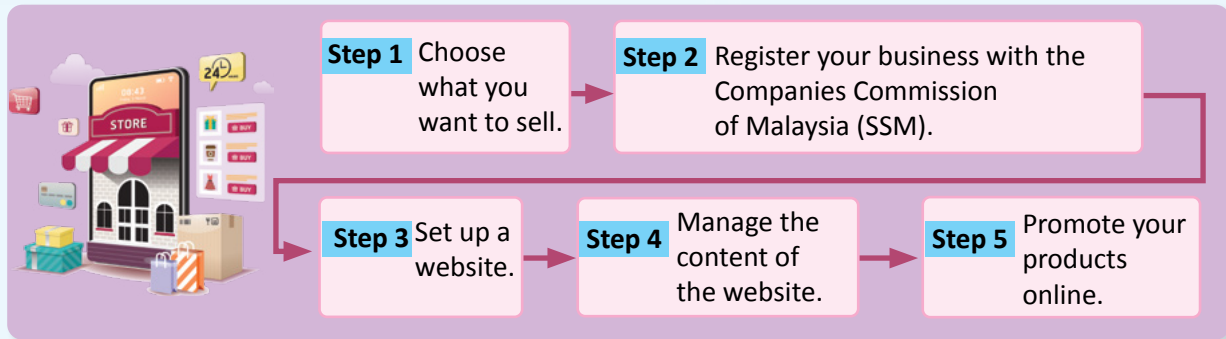
1. Why is online shopping becoming a positive trend in modern world?

2. How does online shopping help busy people?

3. Do you prefer shopping in store or online? Why? 🧠

LET'S WRITE 2

A. Study the flow chart on how to start selling online.



Adapted from <https://www.skeneur.com/online-business-malaysia-guide/>

B. Based on the flow chart, write a report on how to start selling online.

(Title) _____

By _____ (Writer's name)

Paragraph 1 (Introduction)
 nowadays – people – compete – do business – online sale – steps – how to start selling online
Nowadays, people love to buy from online stores. They purchase a lot of things online during sales. Let me show you the steps on how to start selling online.

Paragraph 2 (Step 1 and 2)
 first – choose – item – second – register – SSM

Paragraph 3 (Step 3 and 4)
 third – set up – website – fourth – manage content – design

Paragraph 4 (Step 5)
 promote – products – online

Paragraph 5 (Conclusion)
 in conclusion – steps – easy – start – small business – kick-start – develop

GAME ON

Follow the instructions. Then, complete the task.

INSTRUCTIONS

You need:

- Four different coloured counters
- A dice

- Play in groups of four.
- Place the counters on the 'START' box.
- Throw the dice.
- Move your counter according to the dice.
- State five things you can buy at each box you reach in 30 seconds.
- If you manage to answer, you can continue playing.
- If you cannot answer within 30 seconds, you will miss your turn.



UNIT 9

WORK CULTURE

In this unit, you will learn about:

- dos and don'ts at a workplace
- past simple (affirmative and negative)
- describing a person
- situations at a workplace

LET'S GET STARTED

Answer the questions.

1. What do you think makes a good employee?
2. Do you think you can be a good employee?

LET'S LISTEN 1



A. Listen to a short discussion between a manager and the employees. Then, circle the correct answers.


1. What were they discussing about?
 - a. New ground rules at work
 - b. New working schedule
2. When did they have the discussion?
 - a. In the morning
 - b. In the afternoon
3. Where did they meet for the discussion?
 - a. At the pantry
 - b. At the meeting room



B. Listen to the audio again. Then, tick (✓) for the ground rules that they have agreed during the discussion.

- | | | | |
|-------------------|--------------------------|-------------------|--------------------------|
| 1. Be cooperative | <input type="checkbox"/> | 5. Be responsible | <input type="checkbox"/> |
| 2. Be helpful | <input type="checkbox"/> | 6. Be flexible | <input type="checkbox"/> |
| 3. Be respectful | <input type="checkbox"/> | 7. Be on time | <input type="checkbox"/> |
| 4. Be productive | <input type="checkbox"/> | 8. Be positive | <input type="checkbox"/> |


C. Where did they put up the written ground rules? Tick (✓) the correct answer.



meeting room



notice board



office pantry

LET'S SPEAK 1

A. In pairs, list down the dos and don'ts at a workplace.



B. Use the list above to discuss with your partner the benefits of practising the dos at a workplace. You may use the expressions and phrases below. Role play the dialogue.

What are the benefits that we get if we respect each other at the workplace?

Respectful

- Good working relationship
- Great working environment
- Feel motivated to work better

One of the benefits is that we will have a good working relationship with our colleagues.

- It makes ...
- It may ...
- It also can ...

Positive

- Reduce work stress
- Improve decision making
- Increase work performance

It also can create a great working environment.

Cooperative

- Share responsibilities
- Increase work performance
- Save energy and time

PAST SIMPLE

Questions and Short Answers

- Past simple question is used to ask about the past.
- To form a past simple question, we use auxiliary **did** and verb in its base form.

Auxiliary	Subject	Verb (base form)	Time markers
Did	I you we they	work travel study read shop	yesterday? last week? last month?
	he she Salmah it		

- To answer past simple question that starts with **Did**, we can use the auxiliary **did** in both affirmative and negative form to answer.

Past simple question	Past simple short answer	
	Affirmative	Negative
1. Did you finish the work?	Yes, I did.	No, I didn't.
2. Did they eat their breakfast?	Yes, they did.	No, they didn't.
3. Did she help her co-workers?	Yes, she did.	No, she didn't.

Complete the questions and responds below.

1. I submitted the project yesterday.

Question: _____
Affirmative: _____
Negative: _____

2. They attended the meeting last week.

Question: _____
Affirmative: _____
Negative: _____

3. The cat ate the treats.

Question: _____
Affirmative: _____
Negative: _____

4. We discussed the pantry's ground rules last Monday.

Question: _____
Affirmative: _____
Negative: _____

LET'S READ 1

A. Read the messages written on the retirement cards.

Hi, Mr. Azam! Congratulations on your retirement! You have worked so hard. Thank you for being a helpful senior co-worker. You have helped me a lot since I started joining this company in March. See you soon on your retirement ceremony this coming Saturday.

- Miss Riana

Congratulations on your retirement, Mr. Azam. Working with you was such a blessing. You helped me so much with your guidance. You have worked so hard for the past thirty years. It is time for you to relax.

- Mr. Balan

Thank you for being a respectful, responsible and helpful co-worker, Mr. Azam. I still remember our first meeting at Lagoon Beach Resort five years ago. I hope you have a wonderful retirement. See you on September 15 for your retirement ceremony, sir.

- Mr. Wong

You are such an inspiration, Mr. Azam. You have shown us by example that we need to stay positive, cooperative and responsible to succeed. We are so proud of you. See you at Grand Hallmark Hotel for your retirement ceremony!

- Mr. Syafiq

VOCABULARY

retirement
stop working because you have reached a particular age

guidance
help and advice to do something

succeed
to achieve something



B. Circle the correct answers.

- Who is the retiree?
a. Mr. Syafiq b. Mr. Azam c. Mr. Wong d. Miss Riana
- How long has the retiree been working?
a. 15 years b. 30 years c. 3 months d. 5 years
- The following traits are true about the retiree EXCEPT
a. helpful b. respectful c. uncooperative d. positive
- When is his official retirement date?
a. 15 September b. 15 August c. 13 October d. 10 March
- Where will his retirement ceremony be held?
a. Company hall b. Grand Hallmark Hotel c. Boutique Hotel d. Lagoon Beach Resort

C. Complete the invitation card for Mr. Azam's retirement ceremony.

RETIREMENT PARTY

For 1. _____

He is officially retiring after 2. _____ years of excellent service. Join us to celebrate his retirement party.

Date: 3. _____

Time: 8:00 p.m.

A. Read the text.

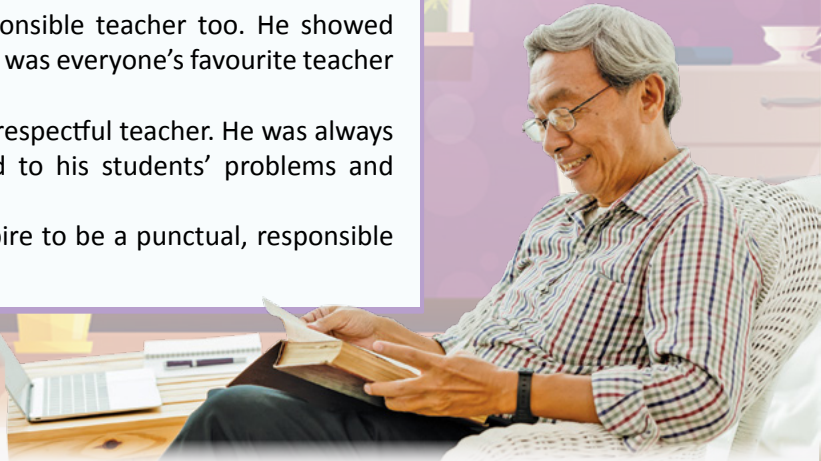
THE PERSON I ADMIRE

The person I admire the most in my life is En. Baharuddin. He taught me before. He was always punctual to class. He showed up early every day at school. He said that it helped him to be more prepared for his lessons.

Moreover, he was a very responsible teacher too. He showed that he cared for all his students. He was everyone's favourite teacher as his classes were always fun.

Apart from that, he was also a respectful teacher. He was always polite to his students. He listened to his students' problems and helped them whenever he could.

I wish I could be like him. I aspire to be a punctual, responsible and respectful person one day.



B. Write a description of the person you admire. You may use the words and phrases provided below to describe.

- polite
- cooperative
- helpful
- cheerful
- always help people in needs
- always speak with manners
- willing to work together on something
- always make people laugh

Insert your favourite person's picture here

The person I admire the most is _____

A. List five dos and don'ts at the workplace.

Dos	Don'ts
1. _____	1. _____
2. _____	2. _____
3. _____	3. _____
4. _____	4. _____
5. _____	5. _____

B. Read the diary entry below and answer the questions using past simple.

Dear diary,

Today, I went to a company dinner with my colleagues at Hotel Grand Hallmark. I went there by bus. It was crowded with passengers but I managed to get myself a seat. I arrived half an hour early. My colleagues and I met at the entrance of the hotel. We dressed well. The food was amazing. I pasted the invitation card here so I can always remember the amazing night.

Mr/ Ms: _____

You are invited to our
Annual Meeting and Dinner
July 13, 20__
8:00 p.m. – 10:30 p.m.
at **Hotel Grand Hallmark**

1. Did the writer go to the hotel by car? _____	3. Did the writer come late for the dinner? _____
2. Did the writer manage to get himself a seat in the bus? _____	4. Did the writer enjoy the food? _____

LET'S LISTEN 2



A. Listen to a conversation between Syafiq and his co-workers. Then, answer the questions.

1. Did Syafiq tell his colleague about his problem?
2. Did his colleague scold him for it?
3. Did his colleague help him to solve the problem?
4. Did Syafiq find his pendrive?



B. Listen to the conversation again and write 'T' for true statements or 'F' for false statements.

Syafiq

1. ... has been working on a project for the past 3 weeks.
2. ... had a discussion with his manager at the meeting room before he lost his pendrive.
3. ... had lost his manager's pendrive.
4. ... had lost the pendrive with important data.
5. ... did not search for the pendrive at the meeting room.
6. ... left the pendrive at the meeting room.
7. ... found the pendrive at the pantry.

C. From the conversation, where do you think Syafiq misplaced his pendrive? Tick (✓) at the correct picture.

1. 

washroom

2. 

locker room

3. 

pantry

LET'S SPEAK 2

A. In pairs, answer these questions.

1. Do you think being helpful at a workplace is good?
2. What would you do if your colleague asked you a favour?

B. Complete the speech bubbles below based on the given situation. You may use the expressions and phrases to help you. Then, role play the situation.

Example:
To replace shift



? You can use these expressions to ask for a favour:

- Can you ...?
- Could you please help me?
- Could you do me a favour?
- Would you do the favour?


💡 You can use these expressions to grant a favour:

- Sure.
- No problem.
- I'd be happy to help you.
- It would be my pleasure to help you.

Situation 1:
To move boxes



Situation 2:
To clean the store room together



LET'S READ 2

A. Read the text.

Employees are expected to be productive at work. However, work productivity can only be increased when the employees feel safe and comfortable at the workplace. A comfortable environment can only be created when everyone at the workplace knows how to respect each other. Here are the benefits of being respectful at a workplace.

One of the benefits is it improves communication among the employees. They can voice out their opinions or ideas without having fear.

Next, it reduces conflicts among co-workers. There will be no conflict if everyone keeps an open mind and able to cooperate with each other. Being respectful allows the employee to be honest and listen to each other's problems. With this attitude in mind, every conflict can be solved easily.



Adapted from Martinelli, K. (2018, January 3). *hub*. Retrieved September 25, 2020

VOCABULARY

surrounding
everywhere around something

conflict
disagreement between people

MORAL VALUE
Be respectful.

B. Suggest a suitable title for the text.

C. Answer the following questions.

1. What makes the employees' work productivity increased at the workplace?

2. How do we create a comfortable work environment?

3. What are the two benefits of being respectful at a workplace?

4. How is being respectful at a workplace reduces conflicts among co-workers?

5. What do you think can cause conflicts at the workplace?

D. Find the words in the text that suit the meanings below.

Word	Meaning
1.	pleasant feeling
2.	a situation in which people involved in argument
3.	telling the truth

LET'S WRITE 2

Expand the notes below to create a suitable short dialogue based on the given situation.

Situation 1: Late to work

- Supervisor : Why are you late, today?
Worker : sorry – stuck – traffic jam
Example: I am sorry. I was stuck in a traffic jam.
- Supervisor : You often come late. Is it because of the same reason?
Worker : Yes, sir.
- Supervisor : think – should – go – earlier – avoid – traffic
1. _____
- Worker : I will try my best and reach on time in the future, sir. Thank you.

Situation 2: Rude

- Supervisor : I have received a number of complaints on you being rude to your colleagues. Do you mind explaining it to me?
Worker : sorry – stress – personal issue – home
2. _____
- Supervisor : You should not bring your personal issues to work.
Worker : Yes, sir. I am very aware of that.
- Supervisor : strongly suggest – solve – issue – do not – to workplace
3. _____
- Worker : Alright. I will do my best, sir.

Situation 3: Absence

- Supervisor : didn't come-no reason- absence
4. _____
- Worker : had – stomach ache – couldn't come – work
5. _____
- Supervisor : not – first time – absence – is it true
6. _____
should – inform – explain your situation– give leave – understanding
7. _____
- Worker : thank you – promise – inform – explain – absence – future
8. _____



Follow the instructions. Then, complete the task.

INSTRUCTIONS

1. Play in pairs.
2. Find the words in the word search puzzle.
3. The first player to find all the words is the winner.

1. respectful
2. helpful
3. productive
4. kind
5. polite
6. positive
7. responsible

r	a	b	h	c	d	p	e	f	g	e
p	e	i	e	j	l	r	k	l	b	l
o	p	s	l	x	c	o	v	w	e	b
l	x	t	p	u	i	d	o	p	o	i
i	v	g	f	e	k	u	l	i	t	s
t	h	l	u	u	c	c	p	u	y	n
e	j	t	l	y	x	t	z	k	c	o
i	k	r	d	c	v	i	f	d	s	p
p	o	s	i	t	i	v	e	u	s	s
e	i	n	d	m	n	e	f	d	l	e
j	k	i	n	d	i	o	n	k	l	r

INNOVATION AND ROBOTICS AT SCHOOL



In this unit, you will learn about:

- robotics competition
- countable and uncountable nouns
- writing an article
- describing a robot

LET'S GET STARTED

Have you joined any robotics competition?



LET'S LISTEN 1

Listen to the announcement made by your class teacher. Note down necessary details in the table below.



Name of the competition	1. _____
Participants	2. _____
Objectives of competition	To encourage students to exhibit their3. _____ and 4. _____
All teams will receive	5. _____
Winning teams will receive	6. _____ and 7. _____
Price per entry	8. _____
Person in charge	9. _____ at 10. _____

A. You have been selected to give a speech to encourage other students to participate in a robotics competition. You may use the points below in your speech.

What is the name of the competition?

Who can join the competition?

Why should they participate in the competition?

If you won, what would you receive?

B. In pairs, plan your innovation product. Then, describe the product in simple words.

Example:

We plan to make a robot. The robot would have four arms to do work.

The robot must be able to help my mother to do her housework.

COUNTABLE AND UNCOUNTABLE NOUNS

COUNTABLE NOUNS		UNCOUNTABLE NOUNS	
Countable nouns refer to things (people, animals, trees, places) that can be counted		Uncountable nouns refer to things that cannot be counted	
Singular	Plural	Always Singular	
a robot	two robots	aloe vera coffee	tiredness
Examples: <ul style="list-style-type: none"> Many vocational students love to make innovations. Several robots were made to sell. A few teams won the innovation competition. 		Examples: <ul style="list-style-type: none"> Is there any glue left to make this robot? I still have some money to do the project. Do not spend too much time on one project. I drank only a little fruit juice. 	

A. Categorise the words below into the right category.

rice	shampoo	school	robot	jug
flour	books	oil	water	food

Countable Nouns	Uncountable Nouns
1.	1.
2.	2.
3.	3.
4.	4.
5.	5.

B. Underline the countable and uncountable nouns in the sentences below.

- There are many eggs in the nest.
- Many students participated in the innovation camp.
- Put a pinch of salt in your soup.
- How many coloured papers are left for us to complete the project?
- He has collected a lot of money from us to build the robot for the competition.

LET'S READ 1

A. Read the newspaper article below.

NETWORK 9:20 PM 100%

 **Sairam**
@Sairam

Engte, the English Teacher Robot
Innovated by: Sairam, Sing Yi and Atikah

PERLIS, Fri – A group of students from Sekolah Menengah Mega Jaya took part in the Human-like Robots (HLR) Innovation Competition on 12 June 20___. The team consisted of Sairam, Sing Yi and Atikah. They became the champion and won a gold medal.

The name of the robot was 'Engte'. Engte stands for English Teacher. It functions as a teacher that teaches English in fun and interactive ways. The team was over the moon because they made it to the final and won the competition.

They spent only RM250 to build the robot. They used mostly recycled materials from the science lab and woodwork workshop. They won because they spent the least when building 'Engte'.




118 Likes

VOCABULARY

accomplish
to succeed in doing something

effectively
in a way that produces successful result

compound
an area



B. Read and write 'T' (True) or 'F' (False) for the following statements.

1. The team consisted of three members only. _____
2. The name of the competition was Robots like Human. _____
3. Their robot was called 'English'. _____
4. The robot became an English Teacher. _____
5. They won because they had spent very little to make the robot. _____

C. Fill in the table with the information from the newspaper article.

Team members	1.
Name of competition	2.
Date of competition	3.
Name of innovation	4.
Function of the innovation	5.
Position won	6.
Cost	7.
Materials used	8.

D. Answer the following questions.

1. Where is Sekolah Menengah Mega Jaya located?

2. What does 'Engte' stand for?

3. How did the team feel?

4. What made them win?

5. Would you join any robotics competition? What would you invent? 🧠

LET'S WRITE 1

You are a school reporter. You have interviewed the team that invented a robot named Multas. Write an article for the school magazine about the competition that they took part in. Follow the format of writing provided. You may use the details given below.

Name of competition : Creative Robots Competition (CRC)
 Date : 20 June 20__
 Name of innovation : Multas – the Multitasking Robot
 Position won : Second place
 Inspired by : Cartoon series 'The 2020 People'
 Cost : RM300
 Materials used : Recycled materials
 Reason to winning : Used very little money

Title: _____

Innovated by: _____

To _____

Reported by,

()

Head of the Team

ENRICHMENT

A. Write C for countable nouns and U for uncountable nouns.

- | | |
|---------------|--------------|
| 1 cat | 6 robot |
| 2 food | 7 innovation |
| 3 information | 8 album |
| 4 desk | 9 handout |
| 5 machine | 10 knowledge |

B. Tick (✓) the correct answers.

- The team needs a lot of

money	<input type="checkbox"/>
moneys	<input type="checkbox"/>

 to complete the robot.
- A few team

member	<input type="checkbox"/>
members	<input type="checkbox"/>

 stayed up till midnight to complete the robot.
- The teacher adviser knew how much

effort	<input type="checkbox"/>
efforts	<input type="checkbox"/>

 we were putting on the project.
- The

childs	<input type="checkbox"/>
children	<input type="checkbox"/>

 were excited to play with the robotics kits.
- Every team received a

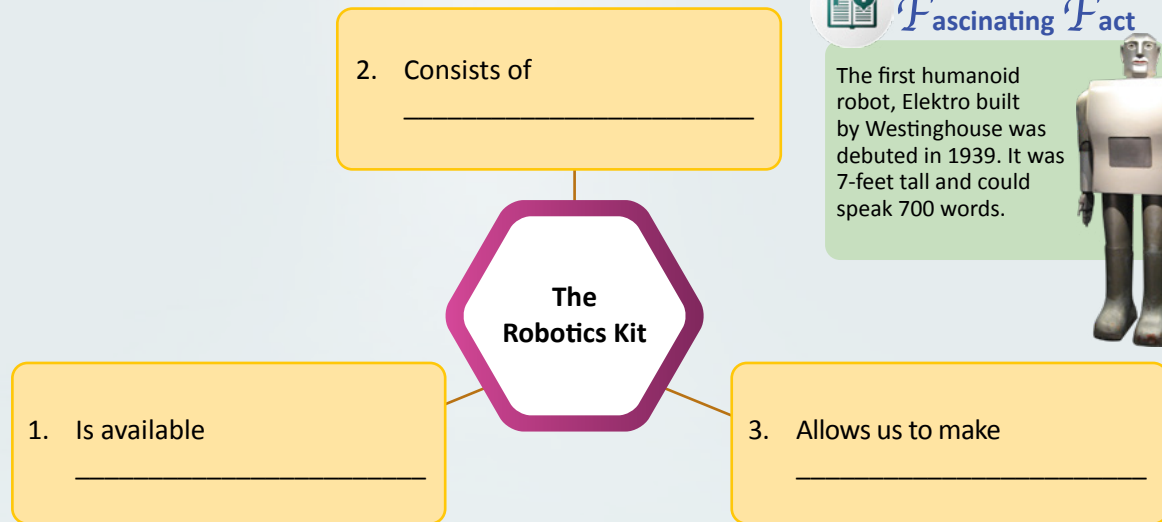
certificate	<input type="checkbox"/>
certificates	<input type="checkbox"/>

 of participation.

LET'S LISTEN 2



A. Listen to the audio and fill in the map below.



Fascinating Fact

The first humanoid robot, Elektro built by Westinghouse was debuted in 1939. It was 7-feet tall and could speak 700 words.



B. Listen to the audio again and circle the correct answers.

- How to quickly and easily make robots?
 - By buying the latest robotics components.
 - By buying robotics kits.
- The robotics kit contains _____
 - components of robots.
 - components of robots and a manual.
- With the robotics kit, students can make _____
 - many types of robots.
 - many types of manuals.
- What is the use of the manual?
 - It teaches students how to make simple components.
 - It teaches students how to make a few simple robots.
- This robotics kits _____
 - can inspire you to do more innovations.
 - can inspire you to be robots when you grow up.



LET'S SPEAK 2

A. You saw an advertisement in a magazine about little robots on sale. Pick one robot to buy and explain to your class why you have picked it.

Robotti ✕ ★

Name : Robotti
 Colours : Red and blue
 Height : 20 inches
 Ability : Good at English and able to teach English grammar
 Price : RM1200

Roboton ✕ ★

Name : Roboton
 Colours : Black and brown
 Height : 22 inches
 Ability : Good at dancing and able to teach modern dances.
 Price : RM1300

B. Use the keywords below to explain to your friends.

- colour
height
ability
price

I prefer _____ because _____

obstacle
difficult situation

A. Study the pamphlet below about the Robotics Champion Course.


COME JOIN OUR ROBOTICS CHAMPION COURSE

- ▶ Robotics Champion Course is designed to help you get a good start into the world of technology.
- ▶ You will learn a number of concepts to build various projects.

<p>▶ The basic level will teach you how to make:</p> <ul style="list-style-type: none"> • a railway gate • a smart dustbin • a water dispenser • an automatic soap dispenser 	<p>▶ The medium level course will teach you how to make:</p> <ul style="list-style-type: none"> • a smart plant watering system • a smart room lighting system 	<p>▶ The advanced level course will teach you how to make:</p> <ul style="list-style-type: none"> • a keyboard-controlled robot using Arduino • an obstacle avoiding robot using Arduino
--	--	--

▶ All the lessons will be conducted by our experts. There will be 100% attention given to you.

▶ Contact Miss Chiam at 012-678 4312 for further details.



B. Pick the course that fits each person.

No.	Name	Requirement	Type of course
1.	Aizul	Learn how to make his house light up when he is away from home.	
2.	Zarina	Learn how to make liquid soap drop automatically onto her palm.	
3.	Hamzah	Make an opening on his door like a gate for his pet to go into the garden.	
4.	Ranjini	Use an electronic keyboard to control a toy car that moves around the house to get rid of mice.	
5.	Hooi Theng	Create a smoke detector.	
6.	Nurleha	Make a simple machine that waters her plants when she is out station.	

C. Circle the correct meaning based on the pamphlet above.

1 champion	Number 1	Number 2	Number 3
2 designed	taken	created	put
3 various	same type	different types	one type
4 dispenser	a person who makes things	a medicine cupboard	an automatic machine that releases something
5 keyboard	a set of tools	a set of keys to operate a machine	a board with buttons
6 Arduino	an electronic platform	name of a person	name of a robot
7 obstacle	easy way to do something	allows to go ahead	something that disturbs a process

D. Answer the following questions.

1. What is the name of this course?

2. Who will conduct these courses?

3. How will the courses be conducted?

4. Who should we contact to get more information about the courses?


5. Would you attend this kind of course? Why? 🧠

LET'S WRITE 2


You saw an advertisement in the newspaper about a robotics course. You plan to attend for the course. Write a message to your friend, inviting him or her to the course. Explain to your friend about the course.

COME JOIN OUR BASIC ROBOTICS COURSE


- conducted face-to-face
- every Tuesday
- from 3 p.m.-4 p.m.
- duration of course: 4 weeks
- venue: Pusat Cemerlang Robotik, Jalan Tebrau, 81110 Skudai
- interested? please call Aina at 013-4066951
- price of the whole course: **RM120**




Foundation level




Beginner level



Advance level



Expert level



You will learn:

- how to use the robotics kit
- how to use the manual in the kit to make simple robots
- how to make robots using other components
- how to make robots that can move on wheels

Dear _____,

I am planning to attend _____. I would like you _____ join me.

The course is conducted _____

We will learn how to _____


If you are interested, _____

From,


GAME ON

Look at the robots and guess. The first person to complete all the answers correctly is the winner.


"If I Were a Robot, I Would Be a ... because ..."




1 I would be a _____ because _____




2 I would be a _____ because _____




3 I would be a _____ because _____



4 I would be a _____ because _____



5 I would be a _____ because _____



6 I would be a _____ because _____

UNIT 11 E-WASTE

In this unit, you will learn about:

- e-waste definition
- grammar review
- how to reduce e-waste production
- writing a letter of complaint
- the importance of recycling e-waste

LET'S GET STARTED

Answer the questions.

1. Do you know what e-waste is?
2. The picture shows different types of e-waste. What do you think 'e' in e-waste stands for?



LET'S LISTEN 1

A. Listen to the audio about e-waste and tick (✓) the correct information.



E-waste

1. means electronic waste such as broken information technology equipment.
2. is easily disposed.
3. can be disposed anywhere.
4. must be disposed properly.
5. is becoming a global issue.
6. releases harmful substances that can cause air, water, pollution and depletion of ozone layer.
7. is not recyclable.
8. can be used and reprocessed.

Fascinating Fact

Surprisingly, most e-waste contains valuable metals like gold and silver.

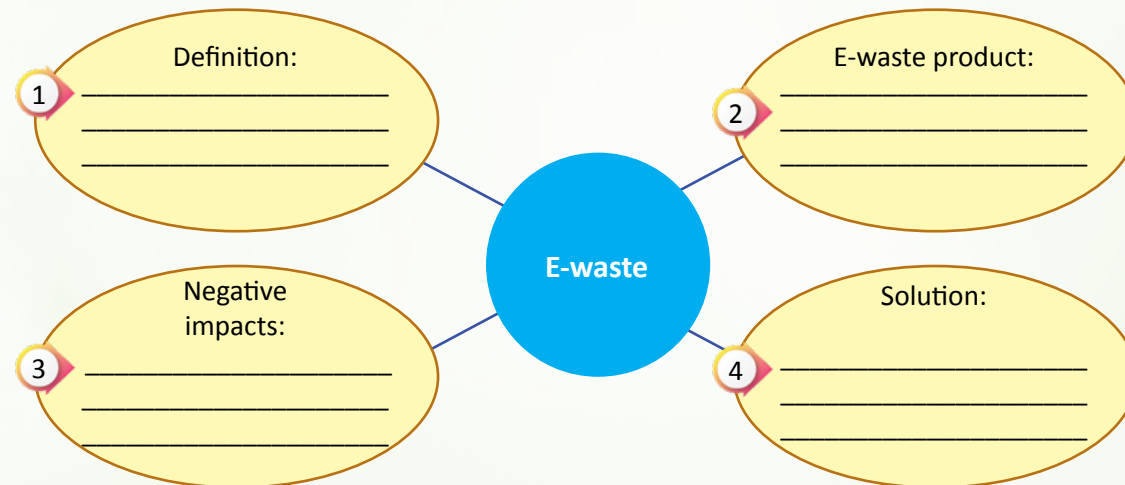


B. Based on the audio, which pictures show the negative effects of improper e-waste disposal? Tick (✓) the correct pictures.

1. <input type="checkbox"/>	2. <input type="checkbox"/>	3. <input type="checkbox"/>	4. <input type="checkbox"/>
air pollution	flash flood	water pollution	hurricane

LET'S SPEAK 1

A. In groups of four, complete the bubble map on e-waste below.



B. In groups, based on the information that you have gathered, create a poster on e-waste. You may include images, charts or texts to deliver your content. Then, present it to the class.

GRAMMAR REVIEW

1. Present Simple

Affirmative	Negative
Subject + Verb	Subject + doesn't/don't + verb in base form
She reads book on her free time.	a. _____
b. _____	They don't like the food.

2. Past Simple

Affirmative	Negative
Subject + Verb	Subject + didn't + verb in base form
We met last week.	a. _____
b. _____	I didn't watch the movie yesterday.

3. Past Simple

Question	Answer	
	Affirmative	Negative
Did + Subject + verb in base form	Subject + did	Subject + didn't
Did you finish your homework?	b. _____	c. _____
a. _____	Yes, they did enjoy the performance.	d. _____

4. Review of Present Continuous

Subject + am/ is/ are + verb (-ing)			
a.	Subject (we)	Auxiliary verb	Verb (sing)
b.	Subject (my sister)	Auxiliary verb (is)	Verb

5. Review of Past Continuous

Subject + was/ were + verb (-ing)			
a.	Subject (I)	Auxiliary verb	Verb (walk)
b.	Subject (the boys)	Auxiliary verb	Verb (jog)

LET'S READ 1

A. Read the text.

How Consumers can Reduce e-waste Production

The **rapid** production of e-waste is alarming that it has now become a global issue. E-waste mostly comes from consumers. Hence, consumers play an important role on e-waste management. One of the ways that the consumers can help is by reducing e-waste production. These are the things you can do as consumers:

VOCABULARY

alarming
worrying or disturbing

unnecessary
not needed

trend
a new fashion



1.

Only buy what you need.

Always think twice and ask yourselves before you make any purchases. **Prevent** yourself from buying unnecessary electronic devices or gadgets because it is a trend. This way, you would not need to **get rid** the still functioning electronic products just because it is old.

2.

Give your e-waste to any donation box.

You no longer need or use one of the electronic devices that you have in your house. Why don't you donate it to people? Get rid of your e-waste by giving back to the community.

3.

Recycle e-waste for cash.

When you recycle your e-waste, you can turn it into cash. Take it back to the store that offers a recycling program for their products. They will provide you with gift cards or cash in exchange for your e-waste.

B. Find words/phrases in the text that suit the definition below.

a. very quickly

b. to throw something away

c. to stop from doing something

C. Based on the text above, answer the questions.

- Why has e-waste become a global issue?

- State one way of managing e-waste.

- List three methods to reduce e-waste production.

- Where should you put your e-waste?

- How do you turn your e-waste into cash?

- How does recycling e-waste have a positive impact on environment? 🌱

A. Read a letter of complaint about irresponsible disposal of old furniture in a residential area.

<p>① Your name and address</p>	<p>Ahmad bin Abas, No. 27, Jalan Seri Unas, Parit Jawa, 80400 Muar, Johor Darul Takzim.</p>
<p>② Recipient's name and address</p>	<p>The President, The Municipal Council, 80400 Muar, Johor Darul Takzim.</p>
<p>③ Subject</p>	<p>Dear Sir,</p> <p>Complaint about Irresponsible Disposal of Old Furniture</p>
<p>④ Body</p>	<p>My name is Ahmad bin Abas and I am one of the residents of Taman Seri Unas. I wish to lodge a complaint about the irresponsible disposal of old furniture in my neighbourhood. The refused disposal has been left unattended for months.</p> <p>2. The area where these irresponsible people disposed their old furniture looks extremely dirty. Broken cabinets and old mattresses are piling up because no one comes to collect it. As a result, it makes people think that the area is specially designed for old furniture disposal and then dispose theirs there too.</p> <p>3. We would like you to take immediate action.</p> <p>Thank you.</p> <p>Yours faithfully,</p> <p><i>Ahmad</i> (Ahmad bin Abas)</p>

18 OCTOBER 20__

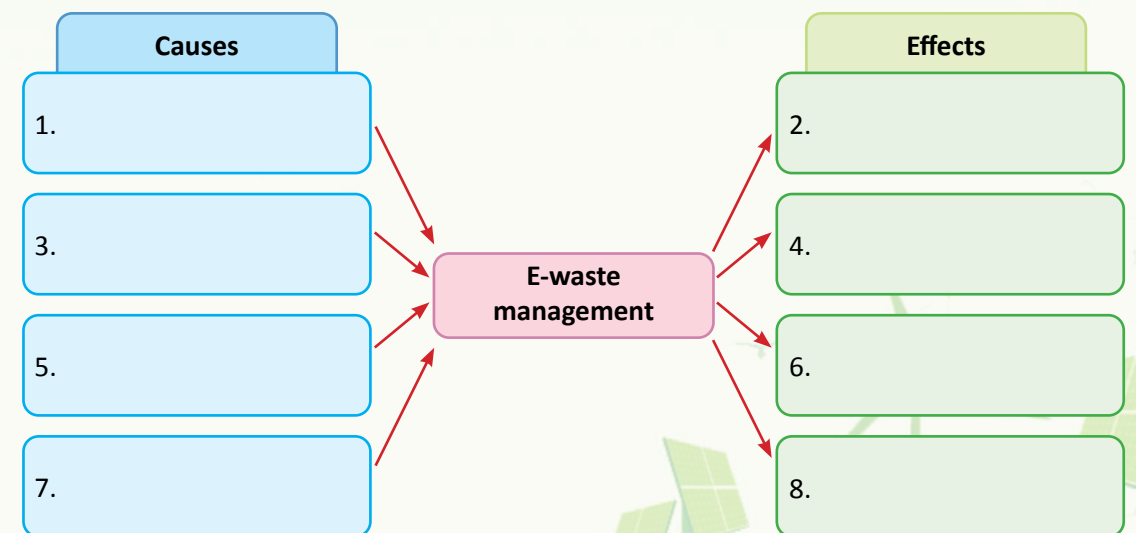
B. Write a letter to complain about the irresponsible disposal of e-waste in your area to the Muar Municipal Council president.

A. Write the names of the broken items in your household that can be put into this e-waste box.

1.	2.
3.	4.
5.	6.
7.	8.

B. Complete the multi-flow map below.

dumping of e-waste into landfills	illegal e-waste burning	recycling of e-waste	reduce e-waste production
donating e-waste	air pollution	soil pollution	reduce greenhouse effect

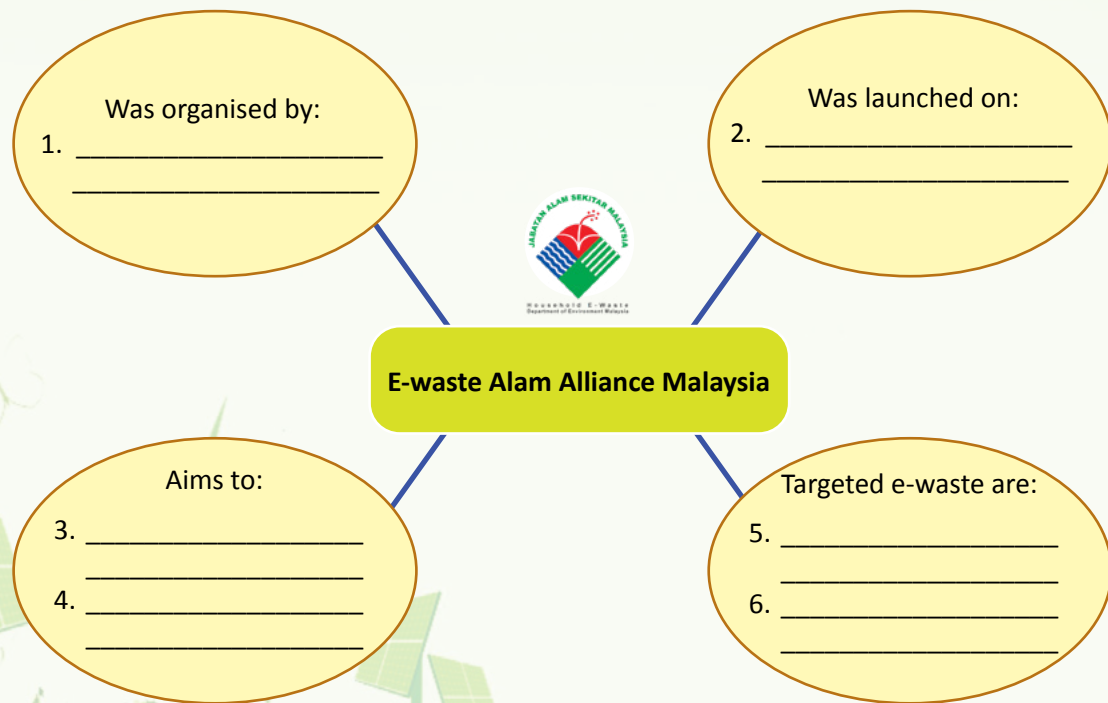




A. Listen to the audio about E-waste Alam Alliance Malaysia recycling programme. Write T (True) or F (False) for the following statements.

No.	Statement	T/F
1	E-waste Alam Alliance Malaysia is a recycling programme.	
2	E-waste Alam Alliance Malaysia is organised by the Department of Environment Malaysia.	
3	The programme was launched on 13 December 2013.	
4	It was launched by the Deputy Minister of Natural Resources and Environment, YB Dato' Sri Dr. James Dawos Mamit.	
5	The objective of the programme is to increase public awareness on their responsibilities in e-waste management.	
6	One of the targeted electrical and electronic waste items for this programme is mobile phone.	

B. Listen to the audio again and fill in the bubble map.



Complete the dialogues below with your pair. You may use the expressions and phrases below. Then, role play the dialogue.

Use current smartphone
or
Buy the latest smartphone

Resell old gadgets
or
Donate old gadgets

Fix broken gadget
or
Buy new gadget

Which one do you prefer?

I prefer to use my current smartphone.

That is a good choice.

Thank you. I do think it is a good choice too because my current smartphone is still usable.

? You can use these expressions to ask for decision:

- Which one do you prefer?
- Which one would you choose?
- Which one would you prefer?

💡 You can use these expressions to make decisions:

- I prefer ...
- I would choose ...
- I would prefer ...
- I would go for ...

LET'S READ 2

A. Read the conversation between Hanis and Yee Mei.

WhatsApp chat interface showing a conversation between Hanis and Yee Mei. The chat header shows Hanis's profile picture, name, and 'last seen today at 6:20 PM'. The messages are as follows:

- Hanis: What do you plan to do this weekend, Yee Mei?
- Yee Mei: Oh, my family and I plan to join a recycling programme this weekend.
- Hanis: A recycling programme?
- Yee Mei: Yes. It will be held at Arena Axiata. You can bring anything to recycle or donate as an exchange for free access to various carnival games and a mini concert.
- Hanis: Do you mean anything recyclable?
- Yee Mei: Yes. As long as the items are recyclable. If you donate your e-waste, you will get a 64GB pendrive as an exchange.
- Hanis: That is so great! Can I join your family? I think I have something that I can bring there.
- Yee Mei: Sure. I will inform my family about it.
- Hanis: Thank you so much, Yee Mei. What time do I need to be ready?
- Yee Mei: The programme will start at 5 in the evening. So around 4.30? Is that alright with you, Hanis?
- Hanis: Yes! I have no problem at all, Yee Mei.
- Yee Mei: Good. See you this weekend then, Hanis.
- Hanis: See you then, Yee Mei.

VOCABULARY

access
to be able to get to or inside

B. Answer the following questions.

- Who is planning to go to a recycling programme?

- Where will the programme be held?

- When will the programme be held?

- List two possible items that Hanis could bring to get a 64 GB pendrive as an exchange. 🧠
a. _____
b. _____
- Why do you think this kind of programme is held? 🧠

LET'S WRITE 2

Write a speech on "The Importance of Recycling E-waste".

Greeting:

Greeting – audience – thank – chance – speech – topic

Example:

Good morning to the principal, teachers and friends. Thank you for giving me a chance to give a speech today. In conjunction with Recycling Day, I would like to share with of all of you about the importance of recycling e-waste.

Paragraph 1

e-waste – broken – electronic – technology equipment – improper disposal – e-waste – cause – harmful effects – soil pollution – human health – good – recycle – reuse

Paragraph 2

Besides – second – create jobs opportunity – manage – recycle materials

Conclusion

In conclusion – recycling – important – good practice – manage – e-waste – prevent – for – better environment – thank you – listening



Follow the instructions. Then, complete the task.

INSTRUCTIONS

Complete the crossword puzzle based on the provided clues.

Illustrations include: a laptop, a smartphone, a monitor, a calculator, a lightbulb, a red e-waste bin, a tree growing from a hand holding soil, and a sun.

Across:

- 2. To reduce the amount of e-waste, we should _____ our electronic device.
- 4. We need to dispose our e-waste properly for a better _____.
- 5. We also can _____ our e-waste.

Down:

- 1. E-waste can cause _____.
- 3. E-waste contains _____ substances.
- 4. _____ means broken electronic appliances and gadgets.



UNIT 12

CONSUMER RIGHTS

In this unit, you will learn about:

- consumer rights
- creating a slogan
- review of tenses
- Malaysian consumer rights
- letter of complaint

LET'S GET STARTED

1. Who is a consumer?
2. Are you a consumer? Explain.



LET'S LISTEN 1

Listen to the audio. Then, tick the correct answers.



1. Which below are basic needs?
 a. food b. clothes c. stationery
2. The right to safety means free from _____.
 a. anger b. danger c. dangerous marketing
3. As consumers, we have the right for the _____ information or facts.
 a. false b. correct c. comfortable
4. As consumers, we also have the right to _____ items or services.
 a. choose b. buy c. use
5. Consumers also must be heard and given chances to express our _____.
 a. issues b. conflicts c. interests
6. If we get faulty items, which right do we refer to?
 a. The right to choose b. The right to redress c. The right to safety
7. As consumers, we also need to be _____ of items or services.
 a. knowledgeable b. serviced c. explained
8. We also have the right to live and work in a _____ environment.
 a. healthy b. unhealthy c. polluted

A. Look at the dialogue about the slogan below.

World Consumer Rights Day
Know your rights, before buying the products.
Retrieved from https://www.policeresults.com/world-consumer-rights-day-theme-slogan-quotes-importance/

This is our slogan. The slogan is "know your rights before buying the products."

It means that as consumers, we are well protected.

B. In pairs, create your own slogan about consumer rights and explain its meaning. Then, present it to the class.

The slogan is 1. _____

It means 2. _____



REVIEW OF TENSES

A. Change the words in the brackets with the correct forms of present simple.

1. She usually _____ (get) up at six o'clock.
2. The boys always _____ (listen) to their teachers.
3. A goat _____ (eat) grass.
4. They seldom _____ (forget) to bring their food to school.
5. Sam _____ (come) to this shop every day.

B. Change the sentences below to negative sentences.

1. She cycled to school last week.

2. He sang the song a month ago.

3. Deshi wore a red dress the day before.

4. I slept at 10 o'clock last night.

5. Kitty made a kite yesterday morning.



C. Change the words in the brackets with the correct forms of tenses.

1. Every Sunday, Anitha _____ (drive) her kids to badminton practice.
2. Usually, I _____ (work) as a clerk at JIT, but this year I _____ (study) Italian at a language school in Italy. That is why I am in Italy now.
3. Be quiet! Mawar _____ (sleep).
4. I'm sorry I can't hear what you _____ (say) because everybody _____ (talk) so loudly.
5. Currently, Chia Ri _____ (write) a book about her adventures in the old caves of Sarawak.



LET'S READ 1

A. Read the information below about Malaysian consumer rights.

Did you know that all shops should display the price of items or services they offer? As stated in the regulation, **price** tags must be shown or displayed on the **items** or services provided.

If the price **tags** were wrongly labelled, it would become misleading advertisements. Therefore, if you face this situation, lodge a **complaint** through the e-Complaint System or call the toll-free number 1-800-886-800.

Practise your rights as a **consumer** and file your complaints through the correct channels. It will **help** other consumers in the same situation as well.

VOCABULARY

regulation
an official rule

misleading
giving the wrong idea or impression



B. Find the meaning of the bold words found in the text above. C. Answer the following questions.

No.	Meaning	Word
1.	things to buy	_____
2.	user	_____
3.	a small piece of paper attached to something	_____
4.	an amount of money to pay something	_____
5.	to assist	_____
6.	to report about faulty items or services	_____

1. What does the regulation say about price tags?

2. What would happen if the price tags were wrongly labelled?

3. What will you do if you face the above situation?

4. How do you help other consumers who are facing the above situation?

5. How do you practise your rights as a consumer? 🧠

LET'S WRITE 1

Look at the pictures. Describe the situation and state the consumer right.

The right to information

The right to basic needs

The right to a healthy environment



Example:
Situation:
vegetables – spoilt – pack – affect – health
The vegetables are spoilt because they are not packed well. It may affect our health if we consume unhealthy food.
Consumer right:
The right to safety



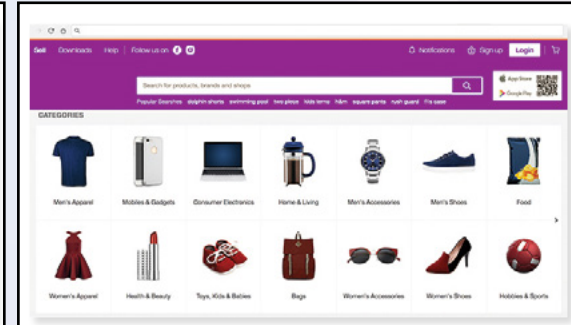
Situation 1:
environment – polluted – harm – health

Consumer right:



Situation 2:
provide – food – clothes – education

Consumer right:



Situation 3:
items – price – not stated

Consumer right:

A. You will receive a certificate of warranty when you buy an electronic equipment. Look at the example below.



B. Based on the certificate above, answer the following questions.

1. What product does the warranty cover?

2. How long will this warranty last?

3. What else does this warranty cover?

4. Would you buy any electrical products without warranty? Why? 🧠

Listen to the audio. Then, fill in the bubble map below.



LET'S SPEAK 2

In pairs, complete the dialogue. Then, role play the situation given.



(bought - iron - Anam's Store)
I bought a new iron last week from Anam's Store.

(found - faulty - not functioning)

(No - not - try - hurry - home - tried - burning - smell - started - button - not functioning - what - do - now)

(think - right - should - ask - replacement - thank - advice)

(have - used - how - it)
Have you used it? How was it?

(try - before - buying)

(should - back - shop - ask - replacement - new - iron)

Lasheera

Liyana

LET'S READ 2

A. Read the letter of complaint. Then, answer the following questions.

VOCABULARY

concerning
about something

storage
space

100, Taman Perkasa,
Jalan Bukit Gambir,
14000 Bukit Mertajam.

Manager,
Mobile Phone Sunny Store Online,
24&25 Kawasan Perniagaan Kulim,
09000 Kulim
Kedah. 30 JUNE 20__

Dear Manager,

Faulty Order of Mobile Phone

I am writing in regards to a problem concerning the order K 10102. On May 30, I purchased a mobile phone from your store via online and requested the item to be shipped to my address.

2. The product I bought has the following features:

MODEL	Soksong G 10
COLOUR	Black
STORAGE	64 GB
PRICE	RM550

3. I received the package on June 10, unfortunately when I opened it, I discovered that the product was damaged. The screen was completely broken.

4. Therefore, I would like to return the item for a replacement.

Please look into the matter and reply soon.
Thank you.

Yours faithfully,
Aishah
(AISHAH BINTI JAMALUDDIN)
Mobile phone number: 016-4077561

B. Circle the correct answers.

- This is a letter of _____.
a. complaint
b. purchasing
c. job application
- Why has Aishah written this letter?
a. She wants to thank the seller.
b. She is very happy with the mobile phone.
c. She is very unhappy with the mobile phone.
- What was wrong with the phone?
a. Wrong phone model.
b. She does not like the colour.
c. The phone screen was broken.
- How does she want the seller to take action?
a. She wants the seller to see the photos.
b. She wants the seller to return her money.
c. She wants the seller to send her a replacement.
- What is she hoping for?
a. She hopes the seller will get in touch with her.
b. She hopes the seller will leave her problem aside.
c. She hopes the seller will send her three photos back.

LET'S WRITE 2

You bought a new watch from an online store. When you received the item, the screen of the watch was cracked. Write a letter of complaint to the manager of the online store to request for a replacement. The seller's details are as below.

Seller's/ Recipient's address:
 Manager,
 Mobile Phone Store Online,
 24&25 Kawasan Perniagaan Kulim,
 09000 Kulim
 Kedah.

Sender Address

Recipient Address

Dear Manager,

I am writing in regards to a problem concerning the order _____

2. The product I bought has the following features:

MODEL	
COLOUR	
PRICE	

3. I received the package on _____

4. Therefore, I would like to _____

Please look into the matter and reply soon. Thank you.

Yours faithfully,

(_____)

Mobile phone number: _____

GAME ON

INSTRUCTIONS

- Spin the wheel.
- Teacher reads the questions (according to the number when the wheel stops) and students answer.
- The first person collects the most score is the winner.



The questions are:

1 Past form of the word "choose".	3 A person who uses and buys items.	5 Sellers sell, consumers _____.	7 We _____ if we receive faulty items.
2 A person who sells items.	4 Base form of the word "drove".	6 Imperfect items are also called _____ items.	8 The amount of an item is called _____.

AUDIO TAPESCRIPT

Unit	Page	Skill	Exercise	Type	Audio Transcription
1. Colourful Malaysia	2	Let's Listen 1	A & B	Audio	Malaysia is a multicultural society. It is made up of different types of ethnic groups. The multiculturalism has made Malaysia rich in traditions and culture. Each ethnic group has different dialects that they use to communicate with each other in their daily life. Apart from that, each ethnic also has different traditional attires. It is often worn on special occasions such as festivals. During the festivals, traditional food is usually served to the visitors. In fact, due to the multiculturalism, Malaysia has a variety of crafts.
	8	Let's Listen 2	A & B	Audio	<p>Shopkeeper : Hi, good morning. Is there anything I can help you with?</p> <p>Tourist : Hi, good morning. Yeah, sure. Can you show me some batik and songket, please?</p> <p>Shopkeeper : Sure. Here are some high-quality pieces of batik and songket that we have in our store.</p> <p>Tourist : Oh, they are all lovely. I really don't know which one to choose. Do you have any recommendations?</p> <p>Shopkeeper : Of course. By the way, where are you from?</p> <p>Tourist : I am from Korea.</p> <p>Shopkeeper : That's lovely. Here, ma'am. These are all unstitched colourful batik and songket.</p> <p>Tourist : Unstitched?</p> <p>Shopkeeper : Yes. They are unstitched. I suggest the unstitched batik or songket rather than ready to wear pieces so that you can create your own design.</p> <p>Tourist : That's actually wonderful. Alright, then. I will take this one and that one, please.</p>
2. Food Technology	13	Let's Listen 1	A & B	Audio	<p>What is food technology? Food technology is a branch of science. It deals with food production. Food production includes selecting, preserving, processing, packaging, distributing and using food safety. The food technologists take care of the quality of food. They make sure we get safe and healthy food. They work in the fields, factories, laboratories, and other places that produce quality food.</p> <p><i>Adapted from https://www.ift.org/career-development/learn-about-food-science/food-facts/about-fs-and-t</i></p>

Unit	Page	Skill	Exercise	Type	Audio Transcription
2. Food Technology	19	Let's Listen 2	A & B	Audio	Hi! I'm Betty Chin. I am a Malaysian Chinese. I have a degree in Food Science. I am a food technologist. I work in the laboratory and factory. My jobs are to improve and plan new food products. In future, I plan to start my own factory and produce cereals without additives.
3. Health and Hygiene	24	Let's Listen 1	A & B	Audio	<p>Mrs. Raj : Rani, I am back.</p> <p>Rani : Hi, mom. You just came back? I thought I saw you earlier.</p> <p>Mrs. Raj : Oh, it must be when I came back to get this mask. I forgot to bring one.</p> <p>Rani : Where did you go?</p> <p>Mrs. Raj : I went to a shopping mall. Since I have a flu, I think it is a must for me to wear a mask when I'm in public. I do not want other people to get sick because of me.</p> <p>Rani : Yeah. That's good. We should be considerate and not be selfish.</p> <p>Mrs. Raj : I saw a lady pulled her face mask down her chin at the shop earlier when she was coughing.</p> <p>Rani : That is so wrong. Did she cover her mouth then?</p> <p>Mrs. Raj : No. She did not.</p> <p>Rani : She should have just coughed with her mask on. Anyway, what did you buy, mom?</p> <p>Mrs. Raj : Oh, I bought all the necessities like toiletries and food at the mall.</p> <p>Rani : I see. Let me help you bring all these items to the kitchen, mom.</p> <p>Mrs. Raj : Alright. Thanks, Rani.</p>
		30	Let's Listen 2	A & B	Audio

Unit	Page	Skill	Exercise	Type	Audio Transcription
4. Personal Budget	35	Let's Listen 1	A & B	Audio	<p>Mother : Well See Ee, did you have a good time this Chinese New Year?</p> <p>See Ee : Yes, I did. Thank you very much for making us happy. I also received many <i>ang pow</i> packets this year.</p> <p>Mother : Isn't that great? Tell me how much you received and how much you have already spent.</p> <p>See Ee : Altogether I received RM90. First, I bought some revision books for the examination. That cost me RM30. Then, I got myself some stationery for RM15. I needed a pair of sandals and they cost me RM25. I also bought a water bottle for RM10. I'm going to save up the balance.</p> <p>Mother : Yeah, what a good decision.</p>
	41	Let's Listen 2	A & B	Audio	<p>Ze An : Look at my new coin box. I made it myself you know!</p> <p>Aina : Wow! That's great! Ze An, can you please share with me how to do it?</p> <p>Ze An : Of course, Aina. Let me show you step by step. Shall I start?</p> <p>Aina : Please.</p> <p>Ze An : First, find a suitable plastic food container with lid. Second, cut out a hole in the lid with a craft knife or pocket knife. Third, test the coin slot. If the coin does not get through, cut a bigger hole. Fourth, wrap the container with fabric or paper. Fifth, decorate the container.</p>
5. School Culture	46	Let's Listen 1	A & B	Audio	<p>We, the students of Sekolah Menengah Teknik Mutiara pledge to bring good name to be loyal to the school till the school becomes the jewel of Bandar Mutiara</p> <p>We pledge to do our best to respect each other to be responsible to be disciplined to be successful so that the school will progress and become always the best</p>

Unit	Page	Skill	Exercise	Type	Audio Transcription
5. School Culture	54	Let's Listen 2	A & B	Audio	<p>Good morning everyone. Madam Fatimah here. I have not been pleased lately with your attitude at school. These are my requests. First, be polite. Learn to say good morning to everyone you meet at school. Second, be helpful. If you happen to see teachers carrying heavy things, do offer them help. Third, be thankful. Thank the teachers for teaching you. Fourth, be pleasant. Try to smile at everyone you meet in school. Keep a pleasant face. Say 'excuse me' if you need to interrupt or leave. Fifth, be responsible. Follow the duty roster. Make sure the classroom is always clean and tidy. Thank you.</p>
6. E-learning at School	59	Let's Listen 1	A	Audio	<p>This is how you join my online classroom in Maxstudy.com</p> <p>First: Go to classroom.maxstudy.com in the internet and click 'Sign In'.</p> <p>Second: Sign in with your Maxstudy account and password provided by the school. Please make sure to sign in with the correct Maxstudy Account.</p> <p>Third: At the top, click 'Join Class'.</p> <p>Lastly: Enter the class code that I gave and click 'Join'.</p>
	65	Let's Listen 2	A & B	Audio	<p>Mum and Dad, I had a very enjoyable online English class today with my classmates. We could all see and talk to one another on 'MaxMeet'. We also saw our English teacher, Miss Lim after a month being away from school. She made all of us into great story tellers today. She gave a starting phrase and made each of us take turns to make sentences continuously. The whole thing became a short story. You know mum, online classes are really enjoyable.</p>

Unit	Page	Skill	Exercise	Type	Audio Transcription
7. Wellness	70	Let's Listen 1	A & B	Audio	<p>Agnes : GetFit Solutions, Agnes speaking. How can I help you?</p> <p>Client : Hello, this is Valerie speaking. I am calling to ask about the membership registration. How do I register for the membership?</p> <p>Agnes : Alright, Miss Valerie. Walk in is possible. Then, you can fill in the membership form. Or, if you can't come here, I can fill in the registration form for you.</p> <p>Client : Yes. That would be so convenient.</p> <p>Agnes : Alright, then. Can I have your full name, Miss Valerie?</p> <p>Client : Sure. My name is Valerie Anak Robert.</p> <p>Agnes : Are you over 18, Miss Valerie?</p> <p>Client : Yes, I am.</p> <p>Agnes : How about your weight and height?</p> <p>Client : I am 65 kg and I am 167 cm in height.</p> <p>Agnes : Alright, Miss Valerie. Do you have any diseases?</p> <p>Client : No. I do not.</p> <p>Agnes : Alright. Which programme are you signing up for, Miss Valerie?</p> <p>Client : I would like to sign up for the One Year Premium programme.</p> <p>Agnes : Alright, then. I will submit your registration by today. Please expect a call from us soon.</p> <p>Client : Definitely. Thanks!</p> <p>Agnes : You are most welcome, Miss Valerie.</p>
	76	Let's Listen 2	A, B & C	Audio	<p>Healthy eating style is important for a healthy body that functions well. Here are a few tips that you can follow to have a healthy eating style. First, you need to make sure that you are eating everything in the right amount. Take more fruits and vegetables. Next, you should limit the intake of added sugars, salt or fats in your meal. You can take them and include them in your meal but in a very little amount as it is very unhealthy and may cause harm to your body. Lastly, prepare your food in a healthy way. Use healthy cooking methods such as steaming and grilling. This way, you can avoid adding unnecessary fat in your meal from frying.</p>

Unit	Page	Skill	Exercise	Type	Audio Transcription
8. Shopping and Online Shopping	81	Let's Listen 1	A	Audio	<p>Rina doesn't mind driving to the stores. She likes physical shopping. She can touch and feel the items that she wants to buy. Besides, she can check the quality and even bargain the price before buying them. Once she is satisfied, she pays for them.</p> <p>Seetha prefers staying at home. She shops whenever she likes. She does it anywhere and anytime without having to move physically. It really saves her time. She just uses her laptop or smartphones browsing various online shopping platforms. She can also compare prices before buying them without having to walk from store to store. If she is happy with the items, she just clicks 'place order' and pays. The items will be delivered to her.</p>
	87	Let's Listen 2	A & B	Audio	<p>Latchumi : Good morning.</p> <p>Customer Service : Good morning. May I know who is on the line, please?</p> <p>Latchumi : I am Latchumi. Is this Marginah Store?</p> <p>Customer Service : Yes Miss Latchumi. I am Anita, the customer service. How may I help you?</p> <p>Latchumi : I need to lodge a complaint about an online purchase that I made from your store. I bought a dress on 25 August 2020 and I paid RM150. However, the dress that I received was in different size and different colour.</p> <p>Customer Service : We are sorry for the inconvenience. May I get the tracking number?</p> <p>Latchumi : EF006753225MY.</p> <p>Customer Service : Thank you. Let me check in our system. It is stated here that you were supposed to get an M-sized yellow dress, right?</p> <p>Latchumi : It is true. But, I received an L-sized red dress.</p> <p>Customer Service : It's ok miss. We are so sorry but we will resend you the right dress.</p> <p>Latchumi : Thank you so much.</p> <p>Customer Service : You are welcome.</p>

Unit	Page	Skill	Exercise	Type	Audio Transcription
9. Work Culture	92	Let's Listen 1	A & B	Audio	<p>Manager : Good afternoon, everyone. I know it's your lunch break now so we are going to make this quick yeah? So, we are here to discuss on the new ground rules for our workplace. Do you have any suggestions?</p> <p>Employee 1 : I think, we should keep some of our old ground rules where we have to be flexible, cooperative and positive at the workplace. Do you agree?</p> <p>All other employees : Yes.</p> <p>Manager : Alright then. So, we have to be flexible, cooperative and positive. Any other suggestions?</p> <p>Employee 2 : I have one at the moment. I think we should all be respectful towards each other.</p> <p>Manager : Do you all agree with it?</p> <p>All employees : Yes.</p> <p>Manager : Good. I really think it is important for us to be respectful towards each other for a better work environment. Anything else?</p> <p>Employee 3 : How about be on time for work and meetings? I think it is very important for us to be punctual.</p> <p>Manager : That's true. How about this? Do you all agree?</p> <p>All employees : Yes.</p> <p>Manager : Great. So far, we have to be flexible, cooperative, positive, respectful and be on time for the ground rules. Do you want to add something else on it?</p> <p>Employee 1 : I think that will do for now, sir.</p> <p>Manager : Alright, then. I think all these ground rules are easy to follow. I will place our written ground rules at our office's notice board by tomorrow. Are you okay with that?</p> <p>All employees : Yes.</p> <p>Manager : Alright. So let me repeat our new ground rules one more time. We have to be flexible, cooperative, positive, respectful and ...</p> <p>All employees : Be on time!</p> <p>Manager : Wonderful. Now you may go for your lunch. Thank you everyone.</p>

Unit	Page	Skill	Exercise	Type	Audio Transcription
9. Work Culture	98	Let's Listen 2	A & B	Audio	<p>Andy : Hey, Syafiq. It seems like something is bothering you. What can I do to help you?</p> <p>Syafiq : Hmm. Yeah. Do you remember the project that I have been working on for the past two weeks?</p> <p>Andy : Yeah. What about it?</p> <p>Syafiq : Well, I have lost the pendrive that I used to keep all the important data and information needed for the project.</p> <p>Andy : Oh. That's terrible. Where was it last seen?</p> <p>Syafiq : The last time I saw it was when I had a discussion with the manager about the project at the meeting room. I brought it along with me.</p> <p>Andy : Did you check the meeting room again?</p> <p>Syafiq : Yes, I did. It wasn't there.</p> <p>Andy : Hold on. Which meeting room?</p> <p>Syafiq : It was the one with a pantry on the left. I made myself a cup of coffee after I am done with the discussion.</p> <p>Andy : I think you should go and search for your pendrive again there.</p> <p>Syafiq : At the pantry?</p> <p>Andy : Yes. Let's go.</p> <p>Syafiq : Oh my god. It is indeed here in the pantry. Thank you so much for your help, Andy.</p> <p>Andy : You are most welcome, Syafiq.</p> <p>Syafiq : Do tell me if you have any problem next time, yeah. Don't keep it to yourself.</p> <p>Andy : Sure, thanks again for your help Syafiq. Really appreciate it.</p>
10. Innovation and Robotics at School	103	Let's Listen 1	A & B	Audio	<p>Students listen to this! I think you will be interested. Invitation to take part in an innovation competition. IC or Innovation Competition is open to students from primary and secondary schools to showcase their innovations in Science and Technology. The objective is to encourage students to exhibit their ideas and inventions. All teams that participate will receive certificate of participation. The winning teams will receive certificates and medals. Each entry will be charged RM100. Interested schools could contact Puan Mariam Kassim at 012-5661981.</p>
	110	Let's Listen 2	A & B	Audio	<p>The quickest and the easiest way of making a robot will be buying a robotics kit. Robotics kit is the kit available online or at any electronics store. In this kit, you will find the components and the manual on how to make a robot. You can make many types of robots with this kit. The manual will teach you how to fix the components into a few simple robots. The robotics kits are made to inspire to do more innovations in the future.</p>

Unit	Page	Skill	Exercise	Type	Audio Transcription
11. E-waste	116	Let's Listen 1	A & B	Audio	E-waste means electronic waste such as the broken information technology equipment. It is harmful to human health and the environment. It needs a proper way of disposal. It is increasing in its amount and has become a global issue. E-waste releases harmful substances that can cause air, water and soil pollution if it is not disposed off correctly. To reduce the negative impact, we can always recycle our e-waste since it can be reused and reprocessed.
	122	Let's Listen 2	A & B	Audio	E-waste Alam Alliance Malaysia company is a recycling programme organised by the Department of Environment Malaysia to manage the alarming amount of e-waste in Malaysia. It was launched on 11 December 2013 by the Deputy Minister of Natural Resources and Environment, YB Dato' Sri Dr. James Dawos Mamit. The objectives of the programme are to ensure that the process of collecting, separating and transporting the e-waste from households are done effectively. It also aims to increase public awareness on their responsibilities in managing their e-waste. The targeted electrical and electronic waste items for this programme are televisions, washing machines, refrigerators, mobile phones, laptops and air-conditioners.
12. Consumer Rights	127	Let's Listen 1	A	Audio	Here are the eight consumer rights that we must know. One : The right to basic needs. It is the right for healthy food, clothes, education and others. Two : The right to safety. It is the right to be protected from any dangerous marketing that may affect health and life. Three : The right to information. It is the right to be informed with the correct fact. Four : The right to choose. It is the right to choose satisfactory items or services. Five : The right to representation. It is the right to express our interests. Six : The right to redress. It is the right to be compensated for faulty items or services. Seven : The right to consumer education. It is the right to be a knowledgeable customer. Eight : The right to a healthy environment. It is the right to live and work in a healthy environment.
	133	Let's Listen 2	A	Audio	Five consumer rights we did not know that we had: Firstly, if we were promised free gifts, they must be given to us. Secondly, we can expect goods to be of a reasonable quality. Thirdly, sample cannot be different from the actual product. Fourthly, manufacturers must honour warranties. Fifthly, we can get a refund for faulty items. Adapted by: https://asklegal.my/p/consumer-rights-malaysia-warranty-refund-sample-free-gift

Dengan ini **SAYA BERJANJI** akan menjaga buku ini dengan baiknya dan bertanggungjawab atas kehilangannya, serta mengembalikannya kepada pihak sekolah pada tarikh yang ditetapkan.

Skim Pinjaman Buku Teks			
Sekolah _____			
Tahun	Tingkatan	Nama Penerima	Tarikh Terima
Nombor Perolehan: _____			
Tarikh Penerimaan: _____			
BUKU INI TIDAK BOLEH DIJUAL			



RM31.00
ISBN 978-967-2448-86-0

9 789672 448860
FT535001

