

**SPECIAL EDUCATION STANDARD-BASED CURRICULUM
FOR PRIMARY SCHOOL (REVISED 2017)**

ENGLISH YEAR 5

LEARNING DISABILITIES

Writers

Gloria Stephanie Anak Griffin
Suraya Hani binti Abdul Jalil

Editor

Mohamad Arshad bin Sulaiman

Designer & Illustrator

Nurul Emira binti Abdul Jimin



DBP

Dewan Bahasa dan Pustaka
Kuala Lumpur
2020



KEMENTERIAN PENDIDIKAN MALAYSIA

Serial No.: 0071

KK 428-221-0302021-49-2859-20101

ISBN 978-983-49-2859-9

First Printing 2020

© Ministry of Education Malaysia 2020

All rights reserved. No part of this book may be reproduced or transmitted in any form or by any means, electronic or mechanical, including photocopying, recording, or any information storage and retrieval system without permission in writing from the Director General, Ministry of Education Malaysia. Negotiation is subject to the calculation of royalty or honorarium.

Published for the Ministry of Education Malaysia by:

Dewan Bahasa dan Pustaka,
Jalan Dewan Bahasa,
50460 Kuala Lumpur.

Telephone: 03-2147 9000 (8 hunting lines)

Facsimile: 03-2147 9643

Website: <http://www.dbp.gov.my>

Design and Typeset:

Aliran KH Enterprise

Text typeface: Azim

Text typeface size: 18 point

Printed by:

Nur Maju Resources,

No. 9, Jalan BA/8,

Kawasan Perusahaan Bukit Angkat,

Hulu Langat,

43000 Kajang,

Selangor.

Acknowledgements

The Ministry of Education would like to express their appreciation to the following parties:


- The Evaluation Panel, Ministry of Education
- The Panel of Readers, Ministry of Education
- Officers of the Educational Resources and Technology Division, Ministry of Education
- Officers of the Curriculum Development Division, Ministry of Education
- The Evaluation Panel, Dewan Bahasa dan Pustaka
- The Panel of Readers, Dewan Bahasa dan Pustaka
- SK Pendidikan Khas Selangor, Selangor
- SK Puchong Utama, Selangor
- SMK Seri Pulai Perdana, Johor

Every effort has been made to trace the ownership of copyright materials.

Any information that enables the publisher to correct any errors or submit any materials in future reprints is welcome.

CONTENTS

Unit 1	Day and Night	1
Unit 2	All About Scouts	9
Unit 3	Spend Wisely	17
Unit 4	A Bug's Life	25
Unit 5	Music All Around	33
Unit 6	Go Green, Help Clean	41
Unit 7	Track and Field	49
Unit 8	Having Fun	57
Unit 9	What Should We Do?	65
Unit 10	Harmonious Malaysia	73
Unit 11	Tales of Giants	83
Unit 12	Silver Screen	93



Tyrannosaurus Rex



Teacher's
Notes

Guide the pupils to trace the dots and complete the name of the dinosaur. Guide them to colour the picture.



Day: _____

Date: _____


Unit 1

Day and Night




Listen and tick (✓).

1 in the morning



2 in the afternoon



3 in the evening



1.2.1
1.2.2

Teacher's Notes Name any activities in each set. Get the pupils to listen and tick the correct pictures.





Say and write.

My Activities for Today

Time	Activity
in the morning	have breakfast
in the afternoon	clean my bedroom
in the evening	play badminton
at night	do revision



What do you do in the morning?

Example: I have my breakfast.



What do you do in the afternoon?

① I clean _____.



What do you do in the evening?

② I play _____.



What do you do at night?


③ I _____.






Read and match.

1




• It is 5 o'clock.

2




• It is 2 o'clock.

3



• It is 11 o'clock.

4



• It is 8 o'clock.




Read, underline, and draw.

Example:

It is 10 o'clock **in the morning.**


It is 10:00 (a.m./p.m.)



①

It is 12 o'clock **in the afternoon.**


It is 12:00 (a.m./p.m.)



②

It is 3:00 **p.m.**

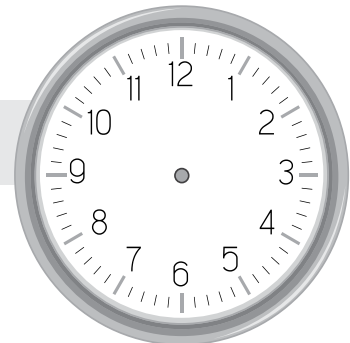
It is 3 o'clock in the (evening/morning).



③

It is 10:00 **p.m.**

It is 10 o'clock (in the morning/at night).





Read and colour.

Yi Jun's Daily Routine

Example



1



2



3



Example: Yi Jun wakes up at

6 o'clock

8 o'clock

in the morning.

① She has her lunch at

1 o'clock

2 o'clock

in the afternoon.

② She usually

cycles

goes swimming

at 6 o'clock in the evening.

③ She usually

wakes up

has her dinner

at

8 o'clock at night.

8 o'clock in the morning.



Read and circle.

A Trip to Zoo Negara

Miss Malini and her pupils went to Zoo Negara.

Time	Activity
8:00 a.m.	arrive at Zoo Negara
9:00 a.m.	stroll around the zoo
10:00 a.m.	watch a performance
11:00 a.m.	buy souvenirs
12:00 p.m.	lunch
2:00 p.m.	return to school

Example: Where did they go?

(a) Zoo Negara

(b) Aquaria

(c) Bird Park

1 When did they arrive at Zoo Negara?

(a) 10:00 a.m.

(b) 9:00 a.m.

(c) 8:00 a.m.

2 When did they watch a performance?

(a) 9:00 a.m.

(b) 10:00 a.m.

(c) 11:00 a.m.

3 What did they do at 11 a.m.?

(a) return to school

(b) stroll around

(c) buy souvenirs

4 What did they have at 12:00 p.m.?

(a) lunch

(b) breakfast

(c) dinner



Day: _____

Date: _____



Punctuate and write.

Example:

ruren's tuition starts at



Ruren's tuition starts at 2 o'clock.

1 yi jun will go home at



2 azri had his breakfast at



3 are you available at _____ in the afternoon



4 mother finished sweeping mopping and cooking at



4.2.1

Teacher's
Notes

Guide the pupils to replace the pictures of the clocks with words. Focus on the word o'clock. Remind them to use the correct punctuation. The pupils then rewrite the sentences.

7

KPM



Complete the table.

Every Saturday morning,

- 1 Kishen wakes up at **7 o'clock**.
- 2 At **8 o'clock**, he eats breakfast.
- 3 He helps his mother in the garden at **9 o'clock**.
- 4 At **10 o'clock**, he does his homework.
- 5 He watches television at **11 o'clock**.

Time	Activity
7 o'clock	_____
_____	eats breakfast
_____	helps mother in the garden
10 o'clock	_____
11 o'clock	_____



Unit 2

All About Scouts




Listen and colour.


Example: Colour the picture of cooking.



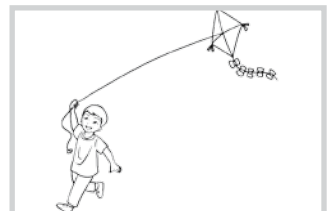
1



2



3





Complete the dialogues.

Kishen and Azri are talking about scouts' activities.

1 Azri, what do you learn as _____ ?

2 We learn _____ .
We also learn _____ .

3 Do you go _____ ?

4 Yes. We go camping.
We also _____ .



Day: _____

Date: _____



Find and colour.

The words below are related to the Scouts.
Can you find all the words?

marching

camping

jamboree

scarf

woggle

badge

b	c	a	m	p	i	n	g	e	a
e	l	p	i	r	s	z	h	v	i
e	j	a	m	b	o	r	e	e	j
l	s	d	l	m	i	y	g	v	a
s	b	g	c	g	s	s	w	b	m
c	a	y	g	l	c	a	o	r	v
a	d	c	q	e	a	s	g	g	o
r	g	m	a	I	r	d	g	g	r
b	e	l	u	n	f	l	l	f	i
z	v	o	o	k	i	n	e	t	e
p	m	a	r	c	h	i	n	g	a

3.1.1

Teacher's
Notes

Guide the pupils to read and colour the words.





Read and label.



Example:

This is a scout badge.



1 This is _____.



2 This is _____.



3 This is _____.



4 This is _____.



5 This is _____.



6 This is _____.



7 This is _____.





Read, tick (✓) or cross (✗).

I like marching and tying knots.



Azri



Kishen

I like camping and cooking.

I like cooking, camping, and tying knots.



Ruren



Yi Jun

I like marching, camping, and tying knots.

Complete the table.

	cooking	marching	camping	tying knots
Azri	✗	✓	✗	✓
Kishen				
Ruren				
Yi Jun				

Day: _____

Date: _____



Read and write.



Lord Baden-Powell

Scouts in Malaysia

- 1 Lord Baden-Powell founded _____ Scouts
_____ 1907.
- 2 The Scouts is _____ common uniform body
_____ Malaysian schools.
- 3 _____ uniform _____ widely recognised.
- 4 It consists _____ a forage cap, _____ scarf,
_____ badges.
- 5 _____ also _____ many activities.



Choose and write.

Example:

scout

uniform

I am a scout _____.

I wear my scout uniform _____.




1

troops

marching

As a scout, I learn _____.

We march in _____.



2

cooking

bamboo

I also learn about _____.

I learn how to cook rice using _____.



3

scout songs

camping

Sometimes, I also go for _____.

I like to sing _____.





Match and write.

Last weekend,
Yi Jun and Ruren

some firewood.

1 Yi Jun carried

went for a jamboree.

2 Suddenly, she
tripped

make an arm sling.

3 She screamed

for help.

4 Ruren used her
scarf to

and hurt her arm.

Last weekend, Yi Jun and Ruren went for a jamboree.

1 _____

2 _____

3 _____

4 _____



Unit 3

Spend Wisely



Listen and circle.

Example: Circle the pictures of 10 sen.



1



2



3

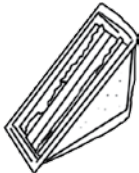


4




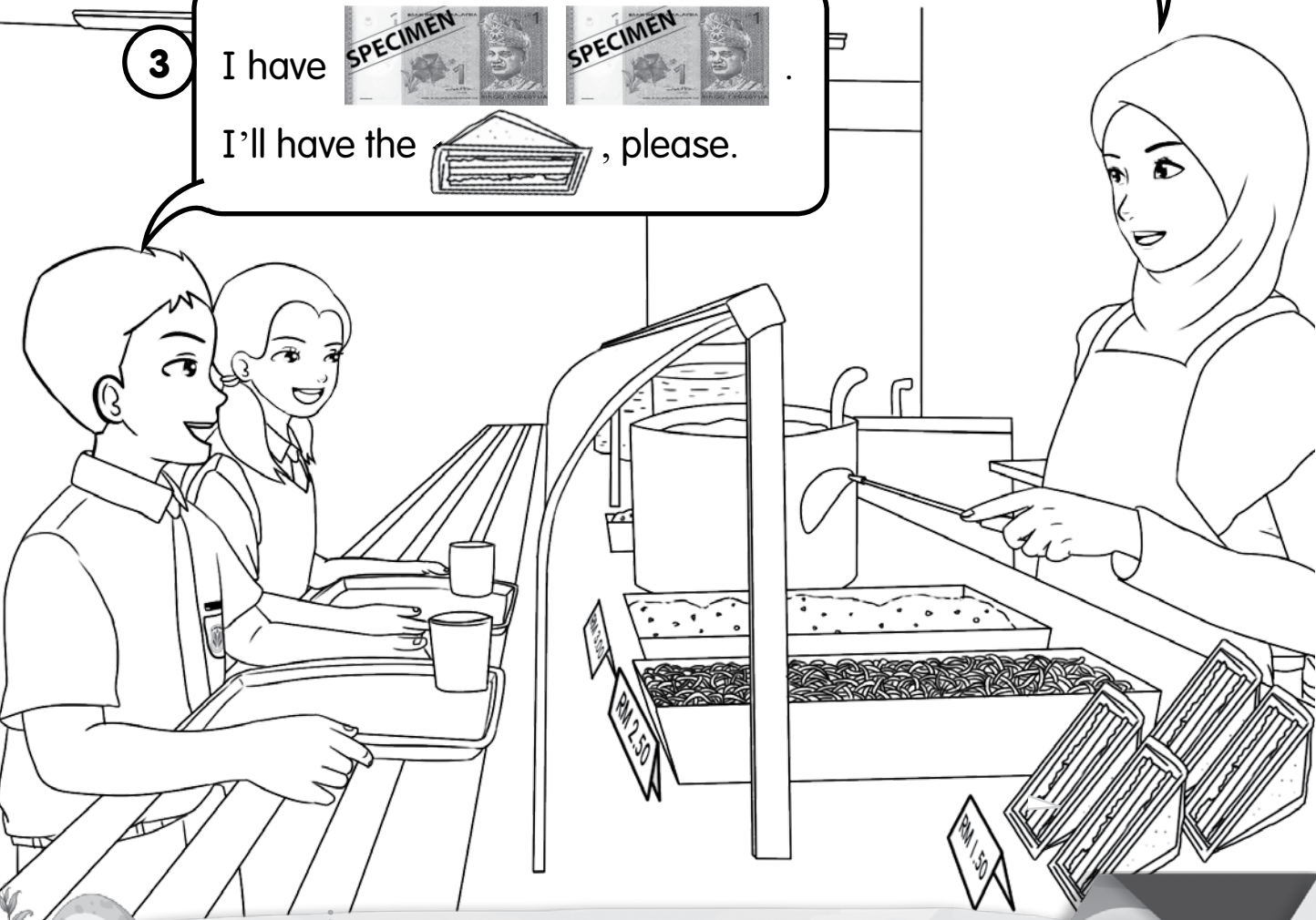


Say and role-play.

1 Good morning. How much is the  ?

2 It's .

3 I have 
I'll have the , please.





Read and write.

Yes, it is.

No, it is not.

1



Is this a 50-sen coin?

2



Is this a 10-sen coin?

3



Is this a 5-ringgit note?

4



Is this a 10-ringgit note?


5



Is this a 1-ringgit note?




Read and number.



RM0.50

1

rubber



RM0.20

2


sharpener



RM3.00

3

keychain



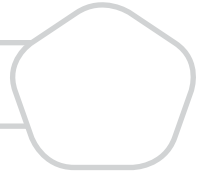
RM4.00

4

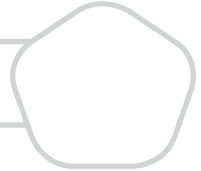
chocolate



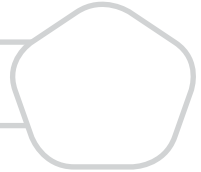
Ruren has 3 ringgit. What can she buy?



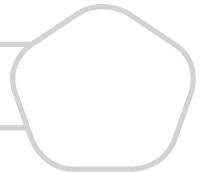
Azri has 50 sen. What can he buy?



Yi Jun has 4 ringgit. What can she buy?



Kishen has 20 sen. What can he buy?





Read and tick (✓).

Kishen went to the stationery shop. He bought a rubber for **RM0.50**. Then, he bought coloured pencils for **RM10.00**. He also bought a pair of scissors for **RM5.00**. Kishen paid **RM20.00** for the items.

1 He bought a rubber for



2 He bought coloured pencils for



3 He also bought a pair of scissors for



4 Kishen paid



for the items.



Read and write.

Yi Jun wants to prepare some salad. She has **RM20.00**.
What can she buy?

Item	Price
carrots	RM2.00
cucumbers	RM3.00
cabbages	RM2.00
tomatoes	RM5.00
eggs	RM8.00
mayonnaise	RM7.00
mustard	RM10.00
olive oil	RM12.00



Example: I want to buy carrots.

The price is RM2.00.

① _____

② _____

③ _____

Day: _____

Date: _____



Rearrange and write.

Example: a sandwich for 1 ringgit. Ruren buys

Ruren buys a sandwich for 1 ringgit.

1

Azri pays

his breakfast.

2 ringgit

for

2

two pens.

Yi Jun needs

to buy

5 ringgit

3

10 ringgit

pocket money.

for his

Kishen gets

4

Miss Malini

pays 20 ringgit

pair of shoes.

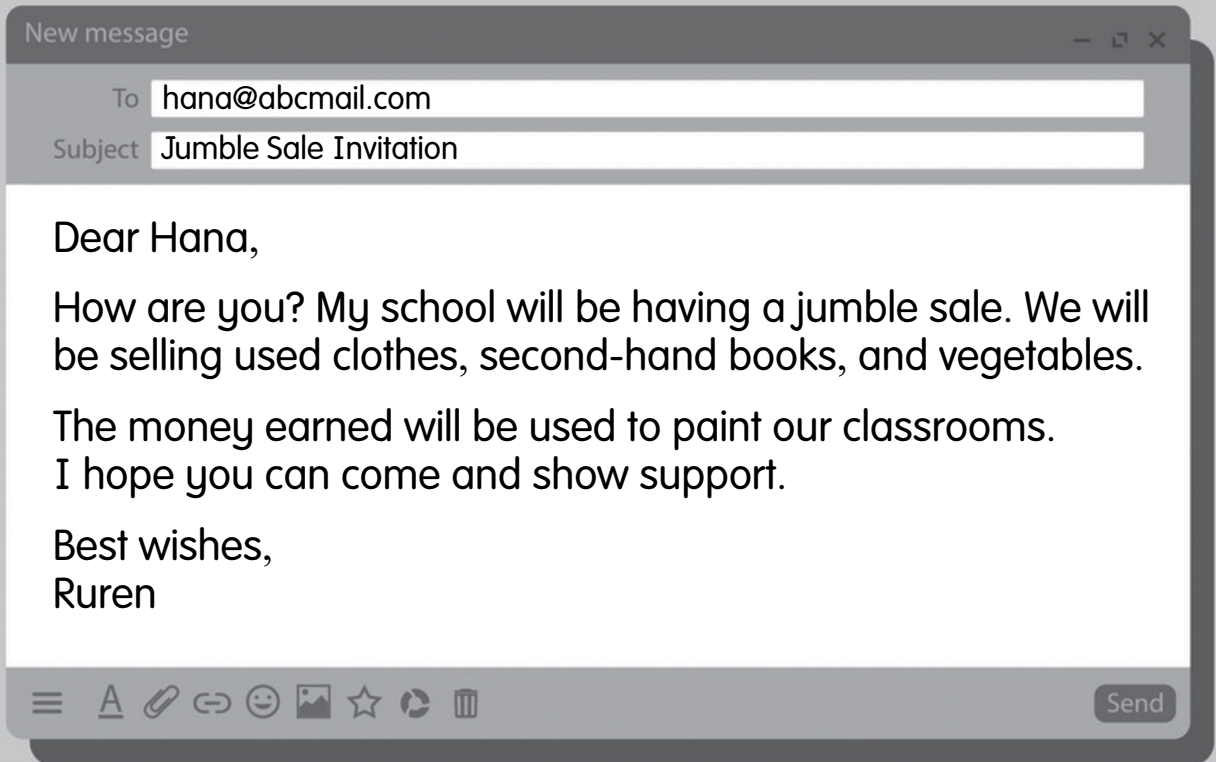
for a

Day: _____

Date: _____



Fill in the blanks.



- 1 Ruren's school will be having a _____
_____.
- 2 The items on sale are _____,
second-hand books, and _____.
- 3 The money earned will be used to _____
_____.
- 4 Ruren hopes Hana can come and _____
_____.


Unit 4

A Bug's Life




Listen and match.

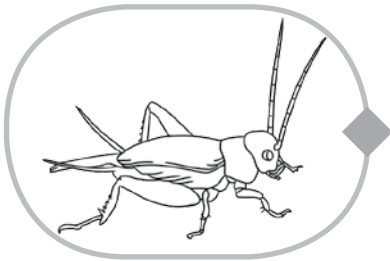
1




2



3



4



1.2.1
1.2.2

Teacher's Notes Describe the insects. Get the pupils to listen and repeat. Guide them to match the pictures.



Say, number, and colour.

1 a black spider







2 an orange firefly

3 a pink butterfly

4 a brown rhino beetle

5 a red ant

6 a yellow bee





Read and write.

No, they don't.

Yes, they do.


Yes, they can.

No, they can't.



1

Do bees produce honey?



2

Can crickets sting?



3

Do rhino beetles have soft bodies?



4

Can moths camouflage themselves?



Complete the crossword.



A crossword puzzle grid with the following layout:

- Across 1: 8 squares (leftmost square has a starting '1').
- Across 2: 3 squares.
- Across 3: 4 squares (crossed by Down 2).
- Across 5: 3 squares (bottom row).
- Down 1: 5 squares (middle column).
- Down 2: 7 squares (rightmost column).
- Down 3: 3 squares (bottom row).

There is a black square in the middle of the grid, between the middle square of Across 3 and the second square of Down 2.

Across

1. I have eight legs.
3. I can camouflage my body.
5. I can produce honey.

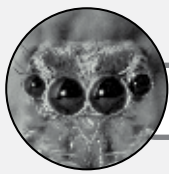
Down

2. I can produce light.
4. I have a hard body.

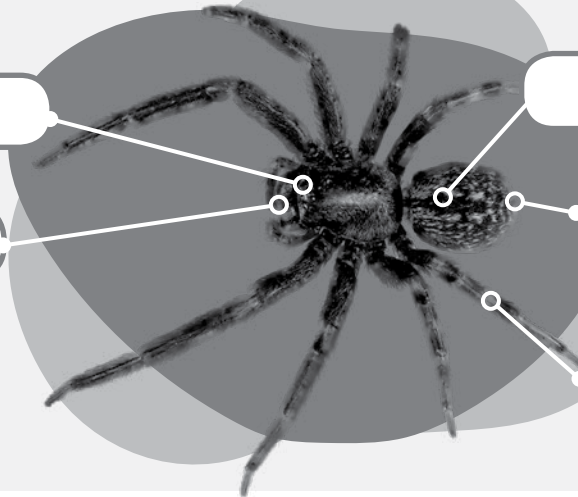


Read and label.

Parts of a Spider



head

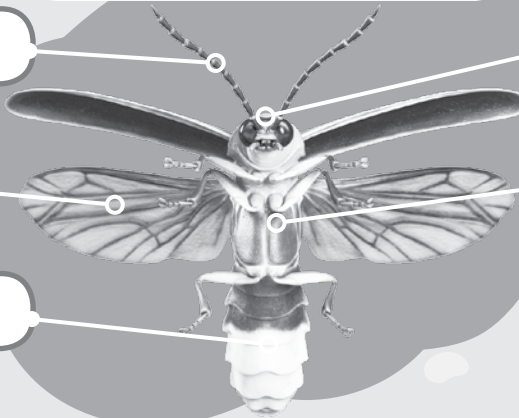


Some _____ can make _____.

The webs are used to _____.

Parts of a Firefly

wing



Fireflies can light up their _____.

Their _____ are used _____.



Fill in the blanks.

The Amazing Spider



Spiders are arachnids. Most spiders are not dangerous to humans.

Some spiders build sticky webs. They are used to trap other insects. This helps to reduce insects that eat vegetables.

1 What are spiders?

Spiders are _____.

3 How do some spiders trap other insects?

They build _____
_____.

4 Are most spiders dangerous to humans?

No, _____.

5 What would you do if you saw a spider? 

I would _____
_____.



Punctuate the sentences.

1



i am a rhino beetle
i have a hard body
i also have a big horn

2



i am a bee
i can produce honey
i have a stinger

3



i am a cricket
i can make a chirping sound
i also have big hind legs



Number and rewrite.

The camper found his tent.	
She saw a camper.	
One evening, Fiona the firefly was flying by the riverbank.	1
He was thankful to them.	
They showed him the way.	
He was lost and tired.	



One evening, Fiona the firefly was flying by the riverbank. _____



Unit 5

Music All Around



Listen and colour.

Example: Colour the piano.



1.2.1



Teacher's
Notes

Say the instructions to colour the musical instruments.
Get the pupils to listen and colour the pictures correctly.



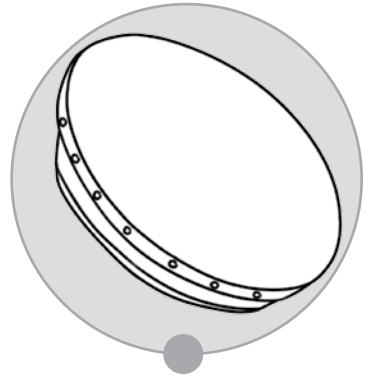
Say and number.

1. Kishen plays the drums.
2. Ruren plays the keyboard.
3. Yi Jun plays the recorder.
4. Azri plays the guitar.



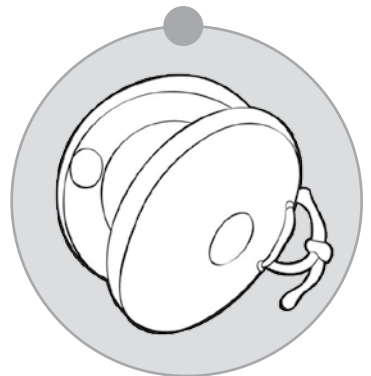



Read and match.



These are modern musical instruments.

These are traditional musical instruments.





Read and underline.

1



I use a pick to play it.

I press the keys to play it.

2



I strum the strings to play it.

I blow the strings to play it.


3



This is made from metal.

This is made from a gourd and bamboo.

4



This is a traditional musical instrument.

This is a modern musical instrument.



Read and circle.



Sape is a traditional musical instrument popular in Sarawak. It looks similar to a guitar. It also has strings for strumming.

Sape is made of jelutong wood. It usually has black and red carvings. It is also usually played at events.

(Source: <https://www.theborneopost.com/2018/06/24/a-passion-for-making-sape/>)

Circle the correct responses.

- | | | |
|--|------|-------|
| 1 <i>Sape</i> is popular in Sarawak. | True | False |
| 2 It is a modern musical instrument. | True | False |
| 3 It has keys for strumming. | True | False |
| 4 It is made of jelutong wood. | True | False |
| 5 It usually has blue and yellow carvings. | True | False |



Read, cut, and paste.

Can You Guess?




I consist of many parts.
Ruren uses sticks to play me.
What am I?

I am from Sabah.
I am made of gourds.
What am I?

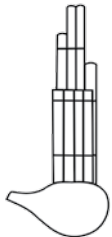


I am from Sarawak.
I have carvings on my body.
What am I?

I have strings.
Azri strums to play me.
What am I?




I have black and white keys.
Kishen presses the keys to play me.
What am I?






Read and write.



They made different sounds to scare him.



The villagers were grateful.



On the way, they saw a burglar breaking into a farmhouse.



One day, a group of animals left their farm.

1

2

3

4




Choose and write.

Ruren	strums the strings	to play the	drum set.
	presses the keys		sape.
	uses the sticks		guitar.
	uses the pick		keyboard.

Example:

Ruren strums the strings to play the sape.









Unit 6

Go Green, Help Clean



Listen and tick (✓).

Example: Tick the picture that shows air pollution.



1



2



3



1.2.1
1.2.2

Teacher's Notes Say any types of pollutions. Get the pupils to listen and tick the correct pictures.

TB Pages
36-37





Complete the dialogues.

1 There are so many waste, mother. Do we _____
or _____ them?

2 Neither, Ruren. We need to _____
_____ them.

3 How do we recycle the items?

4 First, _____

_____.





Read and choose.



Help Azri send the recyclable items to the recycling centre.



apple



newspaper



drink can



tomato



glass



shoes



pencil



plastic bag



Day: _____

Date: _____



Read and label.

glass bottles	broken plates	drink cans
newspapers	old books	plastic bags



blue bin



recycling



brown bin



orange bin

Day: _____

Date: _____



Read and underline.



Earth Hour

The Earth Hour campaign started in 2007. It is organised by the World Wide Fund for Nature (WWF).

It is usually held in March. The campaign encourages us to switch off electrical appliances for one hour.

It will help to cool the Earth. Many cities have taken part in Earth Hour.

- 1 The Earth Hour campaign started in (2007/2017).
- 2 It is organised by the (World Energy Fund/ World Wide Fund for Nature).
- 3 It is usually held in (April/March).
- 4 The campaign encourages us to (switch off/switch on) electrical appliances.
- 5 This effort will help to (heat/cool) the Earth.
- 6 Many (cities/schools) have taken part in Earth Hour.

3.1.1
3.1.2

Teacher's
Notes

Guide the pupils to read the sentences and underline the correct answers.

45

KPM

Day: _____

Date: _____



Read and write.

GO GREEN



Date: 27th April 2021

Time: 8:00 a.m. until 11:00 a.m.

Venue: Sri Murni Public Park

Activities:

- cleaning the park
- recycling the items
- lucky draw

Let's Clean Our Park!

Date: _____.

Time: _____.

Venue: _____.

Activities: _____.

_____.





Complete.


① Refuse plastics



② Save water



③ Save energy



④ Keep it green





Answer the questions.

Beach Cleaning

By Daniel Azman



MELAKA: The residents of Melaka took part in cleaning the beach yesterday. The event started at 7:00 a.m. They collected many plastic waste.

The waste was sent to a recycling centre. The residents hope that future visitors will keep the beach clean.

1 Who took part in the event?

The residents _____.

2 When did the event start?

It started at _____.

3 What did they collect?

They collected _____.

4 Where did they send the plastic waste?

The plastic waste was sent _____.

5 What do the residents hope for?

The residents hope _____.

Unit 7

Track and Field



Listen, find, and colour.

Example: Find and colour the javelin.



1.2.1

Teacher's
Notes



Say the hidden sports tools learned in TB pages 46-47.
Get the pupils to listen and colour them correctly.



Circle and say.

Steps:

- 1 Identify the events that do not belong in track and field.
- 2 Circle those events.
- 3 Describe the correct events for track and field.






Write and say.



Kishen takes part in the 100-metre race _____.



Azri takes part in the long jump and _____.



Yi Jun takes part in the _____
and high jump events.



Ruren takes part in the _____.



Read and colour.

1

This is a


shot-put event
100-metre race

.

Yi Jun wears

spike shoes
heavy metal balls

.



2

This is a

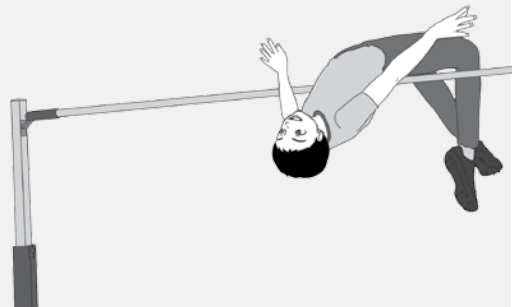
long jump
high jump

 event.

Azri jumps over a

bar
sand pit

.



3

This is a

javelin throw
shot-put

 event.

Kishen throws a

spike shoes
javelin

.



4

This is a

100-metre
400-metre relay

 race.

Yi Jun runs while holding a

baton
heavy metal ball

.





Read and tick (✓).

1

Azri and



took part in a race during

Sports Day.

2

Suddenly, Azri had a



3


Kishen stopped to



Azri.

4

They crossed the finishing line




Day: _____

Date: _____



Fill in the blanks.



Name: _____

Date of birth: _____

Occupation: _____



Games	Year	Event	Achievement
Paralympic Games	2016	_____	_____
_____	_____	100m	broke world record




Write.

Example:

(i) Kishen runs (fast) faster **than** Yi Jun.

(ii) Azri runs **the** (fast) fastest among them.


1 Kishen runs (slow) _____ **than** Azri.




2 Ruren throws the javelin (far) _____ **than** Azri.




3 Kishen jumps (high) _____ **than** Azri.



4 Azri is **the** (fast) _____ runner among his friends.



5 Yi Jun jumps **the** (far) _____ among her friends.






Write.




Example: Ruren – took part – long jump
She – jumped – sand pit.

Ruren took part in the long jump event.

She jumped over a sand pit.



1 Kishen – took part – high jump
He – jumped – bar.



2 Yi Jun – took part – shot-put
She – threw – heavy metal ball.



3 Azri – took part – javelin throw
He – threw – javelin – farthest.



Unit 8

Having Fun



Listen, number, and match.



I like to ride the carousel.



I like to ride the Ferris wheel.



I like to ride the roller coaster.



I like to ride the bumper car.








Say and role-play.

My father and I went to a funfair yesterday.

We saw many people.

We rode the () together. Then, we were on the ().

We wanted to ride the () too. However, it was out of service. We also had some (). It was really fun.





Read and tick (✓).

1



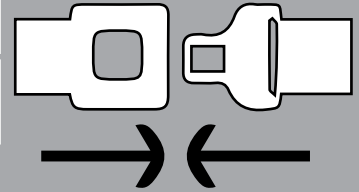
No food or drinks during rides.

Queue for your turn.


2

Follow the height requirement.

Buckle up during rides.



3



Queue for your turn.

Buckle up during rides.

4

No food or drinks during rides.

Follow the height requirement.





Read and underline.

1



This is a (Ferris wheel/roller coaster).
It has a big (triangle/round) rim.
Passengers sit in the (cabins/carts).

2

This is a (bumper car/carousel).
It spins on a round (platform/track).
The seats move (left and right/up and down).



3



This is a (bumper car/roller coaster).
It moves using (water/electricity).
It is made to (bump/walk) into other bumper cars.

4

This is a (carousel/roller coaster).
It moves on (rails/roads).
It has (helmet/lap bars) for safety.





Complete.

Yi Jun and her father are at a funfair.
There are many attractions.



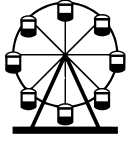

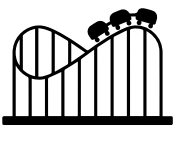

Example:
games booth


**What can Yi Jun
see at a funfair?**



Read and answer.

Kishen is at the funfair.
His father gives him RM5.00 to play a ride.
Help Kishen choose a ride that he would enjoy.

Ride				
Ticket price	RM5.00	RM3.00	RM5.00	RM4.00
Play time	7 minutes	5 minutes	10 minutes	5 minutes



I would choose to ride the _____.

The ticket price is _____.

I can ride it for _____.

I would be very happy to ride it.



Number and write.

Azri wants to ride the roller coaster.
Help Azri to arrange the steps to ride the roller coaster.



He needs to buckle up before the ride.



Azri can now enjoy the ride.



Then, he needs to buy a ticket.



First, Azri needs to queue for his turn.

1

2

3

4

**Punctuate and rewrite.**

- 1 Kishen and Azri like to go to the funfair
They often ride the erris wheel.

- 2 They rode the bumper car together
Then they rode the Ferris wheel.


- 3 Azri: hat is your favourite ride
Kishen: y favourite ride is the bumper car

- 4 They bought some popcorn ice cream and also
played at the game booth



Unit
9What Should
We Do?

Listen and underline.



Last week, Yi Jun played at the (playground/funfair).
Suddenly, she saw some (smoke/water) from a house.
She quickly told her (father/mother).

Her mother quickly called (911/999). The firefighters
arrived and put out the (fire/flood).





Say and match.



My mother made an emergency call.



I saw someone breaking into our neighbour's house.



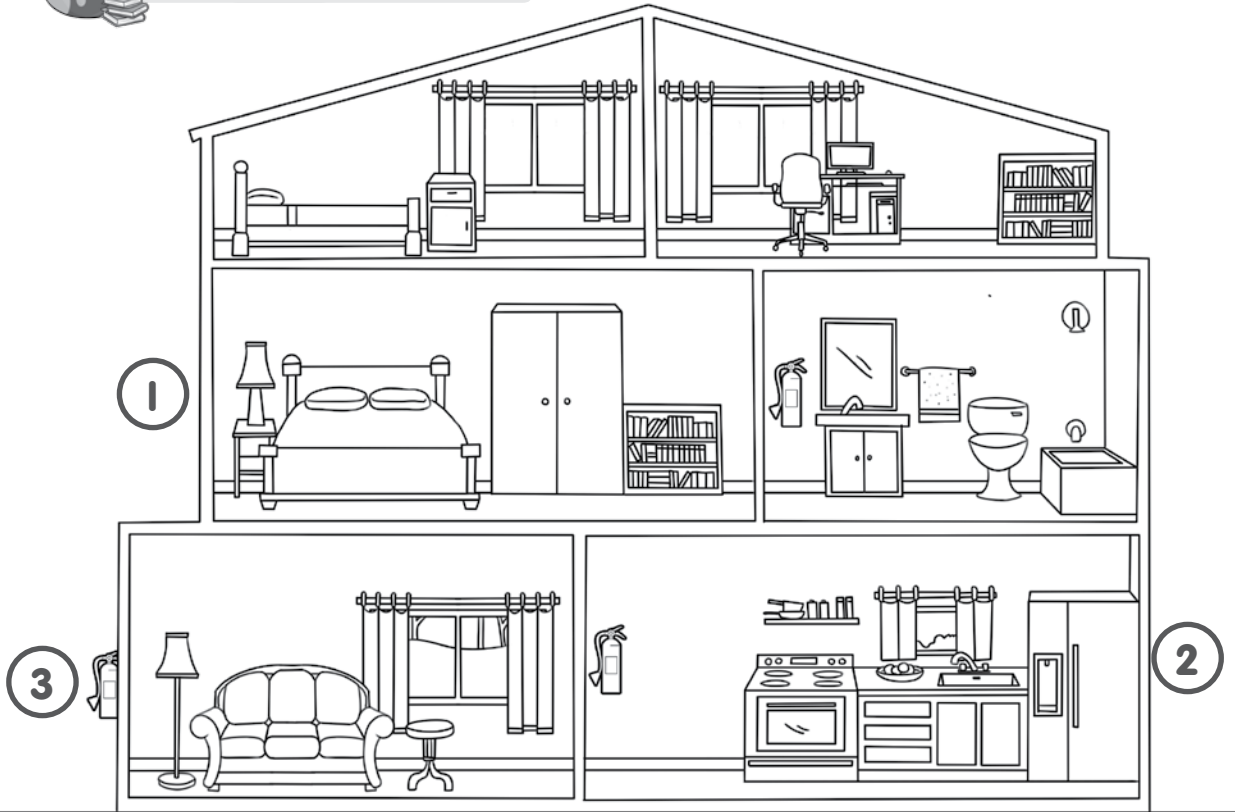
My neighbour thanked me for my help.



The police caught the burglar.



Read and colour.



Where are the fire extinguishers?

1

It is in the bathroom.

It is in the bedroom.

2

It is in the living room.

It is in the kitchen.

3

It is outside the house.

It is on the roof.



Read and circle.



Azri was cycling at a park. Suddenly, he saw an old man. The old man was in pain and later fainted. Azri quickly ran towards him.

Azri shouted for help. Other people called the paramedics. Azri was happy to help.

1 What did Azri do at the park?

(a) cycling

(b) jogging

(c) studying

(d) having picnic

2 Who was in pain?

(a) Azri

(b) Yi Jun

(c) Kishen

(d) an old man

3 How did Azri help the old man?

(a) Azri ran to find help.

(b) Azri called 999.

(c) Azri shouted for help.

(d) Azri called his parents.

4 Who did other people called for help?

(a) firefighters

(b) paramedics

(c) teachers

(d) police

5 How did Azri feel after helping the old man?

(a) scared

(b) angry

(c) proud

(d) happy



Read, number, and write.



Dial 999.



Follow the instructions.



State your emergency.



Keep calm.



Wait for help to arrive.



Tell your location.



Making an Emergency Call

1 _____

2 _____

3 _____

4 _____

5 _____

6 _____

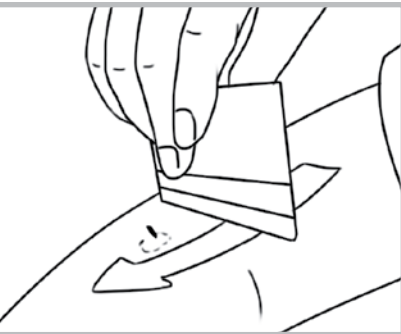


Write.



Example: She – asked Miss Malini - help.

She quickly asked Miss Malini for help. _____



1 First, – removed – stinger.



2 Then, – ice – swelling.



3 Miss Malini – Ruren – rest – her arm.



Choose and write.

I called	the police	because	I saw a road accident.
	the paramedics		I saw a house on fire.
	the firefighters		I saw a burglary.

1



2



3



Day: _____

Date: _____



Write.

Title: Fire Drill

Date: 7th February 2021

Time: 8:30 a.m. to 9:30 a.m.

Assembly point: school field

Make suitable sentences using the information above.



Example:

Last Friday, we had a fire drill at school.

1

2

3



Day: _____

Date: _____

Unit 10

Harmonious Malaysia



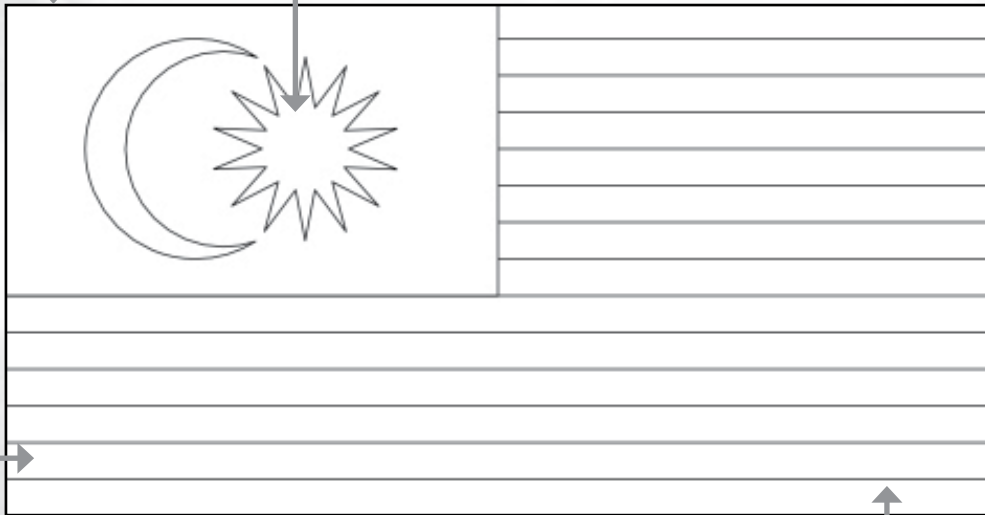
Listen and write.

bravery

unity of Malaysian people

purity and sincerity

royal colour of Malay rulers



1.2.1
1.2.2

Teacher's
Notes

Say the phrases and get the pupils to listen.
Guide them to colour and label correctly.

TB Page
69





Complete the dialogues.

1

What is the name of our flag?

Our flag is called _____
_____.

2

How many stripes does it have?

It has _____
_____.

3

What are the colours of our flag?

The colours are _____,
_____, _____,
and _____.






Read and colour.

Instructions:

Colour number 1 in red.	Colour number 2 in orange.
Colour number 3 in blue.	Colour number 4 in green.
Colour number 5 in yellow.	Colour number 6 in purple.





Read and tick (✓).

1



This is Hari Raya Aidilfitri.	<input type="checkbox"/>
This is Kaamatan festival.	<input type="checkbox"/>

2



This is Deepavali celebration.	<input type="checkbox"/>
This is Chinese New Year.	<input type="checkbox"/>

3



This is Gawai festival.	<input type="checkbox"/>
This is Vaisakhi celebration.	<input type="checkbox"/>

4



This is Kaamatan festival.	<input type="checkbox"/>
This is Hari Raya Aidilfitri.	<input type="checkbox"/>

5



This is Vaisakhi celebration.	<input type="checkbox"/>
This is Chinese New Year.	<input type="checkbox"/>

6



This is Gawai festival.	<input type="checkbox"/>
This is Deepavali celebration.	<input type="checkbox"/>

Day: _____

Date: _____



Read and number.

1

Vaisakhi

2

Deepavali

3

Gawai festival

4

Chinese New Year

5

Hari Raya Aidilfitri



I watch the lion dance during this celebration.
What do I celebrate?



I watch the *ngajat* during this celebration.
What do I celebrate?




I perform *bhangra* during this celebration.
What do I celebrate?



I seek forgiveness during this celebration.
What do I celebrate?



I light festive lamps during this celebration.
What do I celebrate?



3.1.1
3.1.2

Teacher's
Notes

Guide the pupils to read the sentences.
Assist them to number correctly.

TB Pages
70-71

77

KPM



Read, cut, and paste.

What am I?



I am a popular form of artistic writing.



I am made using coloured rice grains.



I am a common shadow play in Kelantan.



I am a popular craft in Sabah and Sarawak.





Read and circle.



Pua kumbu is a cloth craft from Sarawak. It is made popular by the Iban community. Dye and yarns are used to make it.

The *pua kumbu* has many designs and colours. Each design has its own story. It takes a long time to make this craft.

(Source: <https://www.theborneopost.com/2017/08/20/the-untold-tale-of-pua-kumbu/>)

- 1 Is *pua kumbu* from Sabah?

Yes, it is.

No, it isn't.
- 2 Is it made popular by the Iban community?

Yes, it is.

No, it isn't.
- 3 Is it made using dye and plastic?

Yes, it is.

No, it isn't.
- 4 Does it have many designs and colours?

Yes, it does.

No, it doesn't.
- 5 Does it take a short time to be made?

Yes, it does.

No, it doesn't.

Day: _____

Date: _____



Circle and write.



Tun Fatimah

warrior

teacher

1 Tun Fatimah was a famous female _____.

Tun Ali

Tun Mutahir

2 She was the daughter of _____.

Melaka

Kedah

3 She lived during the 16th century in _____.

traitor

leader

4 She was also a _____ of the Malay community.

Portuguese

British

5 They fought against the _____ army.



Fill in the blanks.

dhol

lion dance

ladoo

Kaamatan

linopot

yee sang

Chinese

Vaisakhi

Sumazau



- ① Kishen celebrates _____.
- ② He plays _____ and performs *bhangra*.
- ③ He also eats chapatti and _____.

- ① Yi Jun celebrates _____
New Year.
- ② She watches firecracker shows and the _____.
- ③ She tosses _____ and eats oranges.



- ① This is _____ festival.
- ② They perform the _____ dance.
- ③ They eat traditional food like *hinava* and _____.



Match and write.

- | | | |
|---|--|-----------------------------|
| 1 | Wayang kulit is a common | in Sabah and Sarawak. |
| 2 | Rattan weaving is a popular craft | shadow play in Kelantan. |
| 3 | <i>Kolam</i> or <i>Rangoli</i> is made | of artistic writing. |
| 4 | Chinese calligraphy is a popular form | using coloured rice grains. |

1 _____

2 _____

3 _____

4 _____



Day: _____

Date: _____

Unit 11

Tales of Giants



Listen and colour.

Example: Colour the dinosaur with the long neck.



1.2.1
1.2.2

Teacher's
Notes

Describe the hidden dinosaurs in the picture. Guide the pupils to listen and colour them correctly.

83


KPM



Complete the dialogues.




1 I like the _____.
It was so big and tall.



2 Well, I like the Triceratops.
It had two _____.



3 Tyrannosaurus Rex was the best.
It had _____ and _____.



4 The _____
is my favourite. It had plates on its
back and spikes on its tail.





Read and circle.

1



I have two big horns.

I have a long neck.


2



I have spikes on my tail.

I have sharp teeth and claws.


3



I am big and tall.

I have two big horns.

4



I have spikes on my tail.

I have two big horns.



Label.

long neck

long front legs

short tail



sharp teeth

strong back legs

big tail



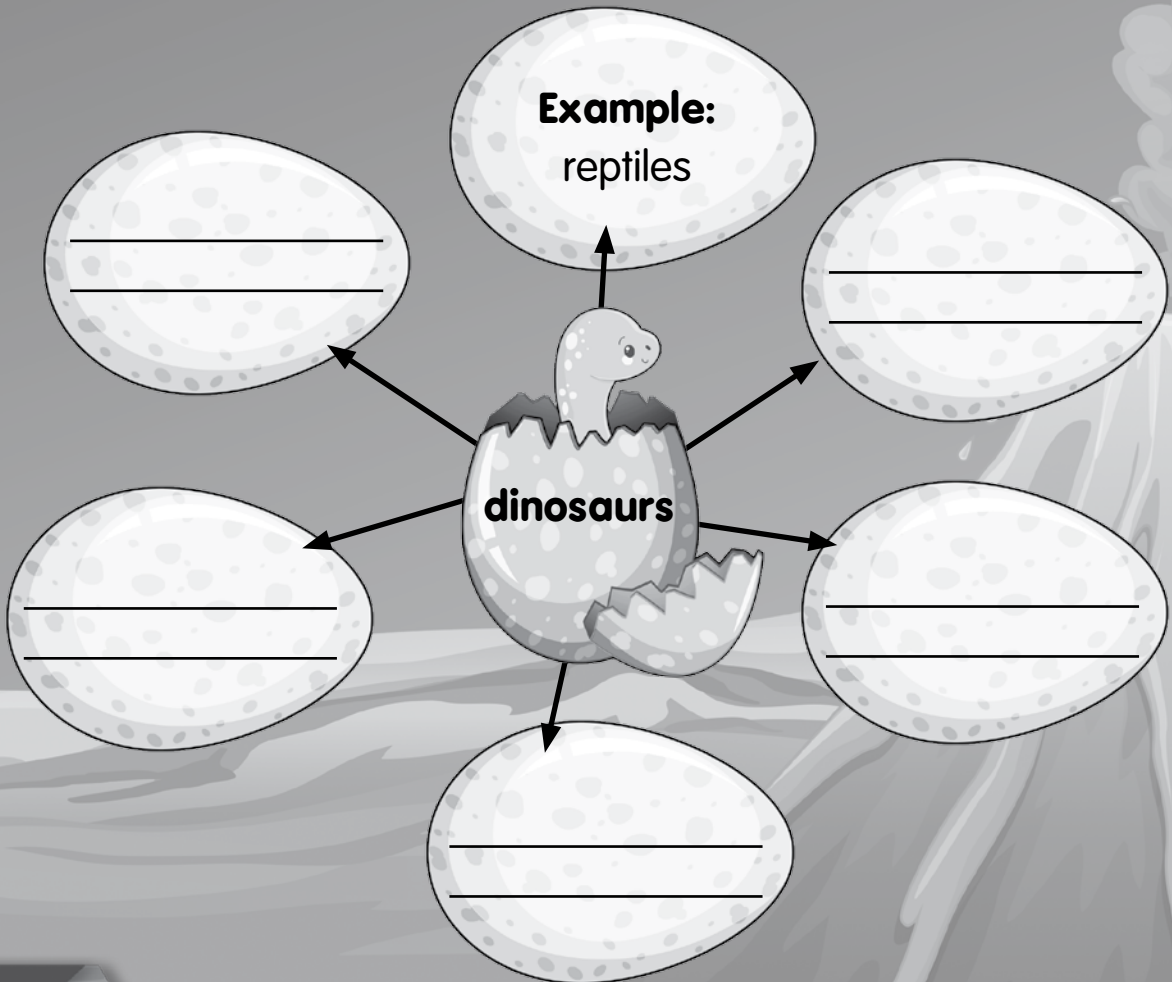


Read and write.

Dinosaur means “terrible lizard”. Dinosaurs are **reptiles** and they **lay eggs**. Some dinosaurs **have scales**.

Some dinosaurs **eat meat**. They are called carnivores. Other **eat plants**. They are called herbivores. Dinosaurs are **all extinct**.

Complete the information.





Roll, colour, and write.

Instructions:




1. Get into pairs.
2. Take turns to roll the dice.
3. Colour the pictures based on the numbers appeared on the dice.
4. Complete the name of the dinosaurs.
5. Any pairs that finishes first wins the game.

1



T [] [] c e [] [] t o p s

2



S [] [] g [] s a u r u s

3



A [] k [] [] o s a u r u s




4



T a n n s a u r u s
R x

5



B a c o s a u r u s

6



v l c r t r



Number and write.




Brachy rushed to help them.



Brachy was a big and tall dinosaur.



They were grateful to Brachy.




One day, Rex the Bully attacked the smaller dinosaurs.

1

2

3

4




Day: _____

Date: _____



Choose, underline, and rewrite.

This is a (Stegosaurus/Brachiosaurus).
It has a long (neck/tail).
It eats (plants/meat).



This is a (Tyrannosaurus Rex/Triceratops).
It has sharp (horns/teeth).
It eats (plants/meat).



4.2.3

Teacher's
Notes

Guide the pupils to underline the correct words and rewrite the sentences correctly.





Complete.

reptiles

walk on two legs

strong jaw

big horns

walk on four legs

extinct

Example:
dinosaurs





Unit 12

Silver Screen



Listen and number.

1. This is a sci-fi movie.
2. This is an action movie.
3. This is a comedy movie.
4. This is an animated movie.



1.2.1

Teacher's Notes Say aloud the sentences above. Get the pupils to number the pictures correctly.



Say and tick (✓).

What do you think the movie is about?



A ninja trying to save his city.	<input type="checkbox"/>
----------------------------------	--------------------------

An adventure of a nanny and a child.	<input type="checkbox"/>
--------------------------------------	--------------------------



An alien attacks a city.	<input type="checkbox"/>
--------------------------	--------------------------

A king trying to protect his son.	<input type="checkbox"/>
-----------------------------------	--------------------------



An adventure of a nanny and a child.	<input type="checkbox"/>
--------------------------------------	--------------------------

A ninja trying to save his city.	<input type="checkbox"/>
----------------------------------	--------------------------



A king trying to protect his son.	<input type="checkbox"/>
-----------------------------------	--------------------------

An alien attacks a city.	<input type="checkbox"/>
--------------------------	--------------------------





Read and colour.



1 This movie is in theatres on 22nd November 2021.

 True

 False

2 The director of this movie is Salman Deen.

 True

 False

3 The genre of this movie is comedy.

 True

 False

4 The duration of this movie is 60 minutes.

 True

 False

5 This movie is rated as “U” for general audiences.

 True

 False

6 This movie has a 3-star rating.

 True

 False

Day: _____

Date: _____



Read and write.

Our Favourite Movies



Planet Wars



Ganfield



James
Borne



Daniel the
Menace

Azri	✓	×	×	×
Kishen	×	×	✓	×
Yi Jun	×	✓	×	×
Ruren	×	✓	×	✓

Example:

Azri's favourite movie is Planet Wars.

1 Kishen likes to watch _____.

2 Two pupils like the same movie. They are _____
and _____.

3 Ruren likes to watch _____
and _____.

4 Yi Jun and Ruren dislike watching _____
and _____.

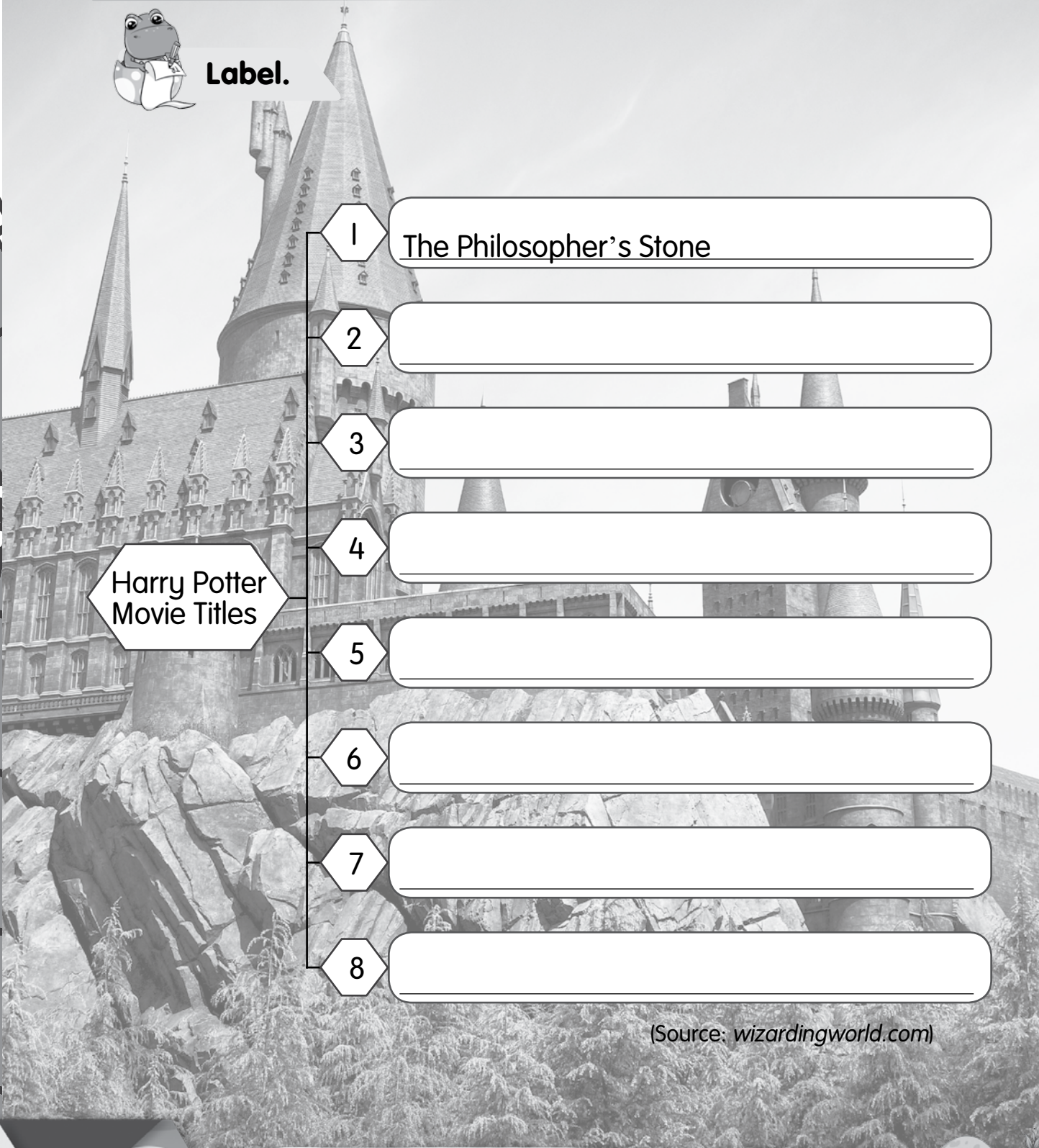
5 Azri and Kishen dislike watching _____
and _____.

Day: _____

Date: _____



Label.



Harry Potter
Movie Titles

1

The Philosopher's Stone

2

3

4

5

6

7

8

(Source: wizardingworld.com)

4.1.1

Teacher's
Notes

Guide the pupils to find the movie titles using the Internet.
Get them to complete the brace map.





Cut, paste, and write.

Do's and Don'ts at Cinemas

Do's



arrive on time





check your seat number
before sitting

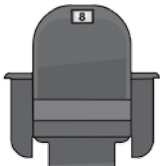
Don'ts





record the movie





Day: _____

Date: _____



Complete.



Home About Contact



Title: Planet Wars
Genre: Science fiction
Ticket: RM15.00
Runtime: 120 minutes
Showtime: 9:00 p.m.

BUY



Title: Ganfield
Genre: Comedy
Ticket: RM12.00
Runtime: 90 minutes
Showtime: 6:00 p.m.

BUY



I would watch _____.

The genre is _____.

It is my favourite genre.

The price of the ticket is _____.

The movie plays for _____.

The movie starts at _____.

4.2.3

Teacher's
Notes

Get the pupils to choose a movie from the options above.
Guide them to fill in the blanks.



Day: _____

Date: _____



Write.

Movie Review



Title _____

Characters

1 _____

2 _____

3 _____

4 _____

Genre _____

What I like about the movie

I like _____

What I dislike about the movie

I dislike _____

Rating: ☆☆☆☆☆



Teacher's
Notes

Explain the term “characters” to the pupils. Choose any suitable movies. Guide the pupils to write a simple movie review.

4.2.3

